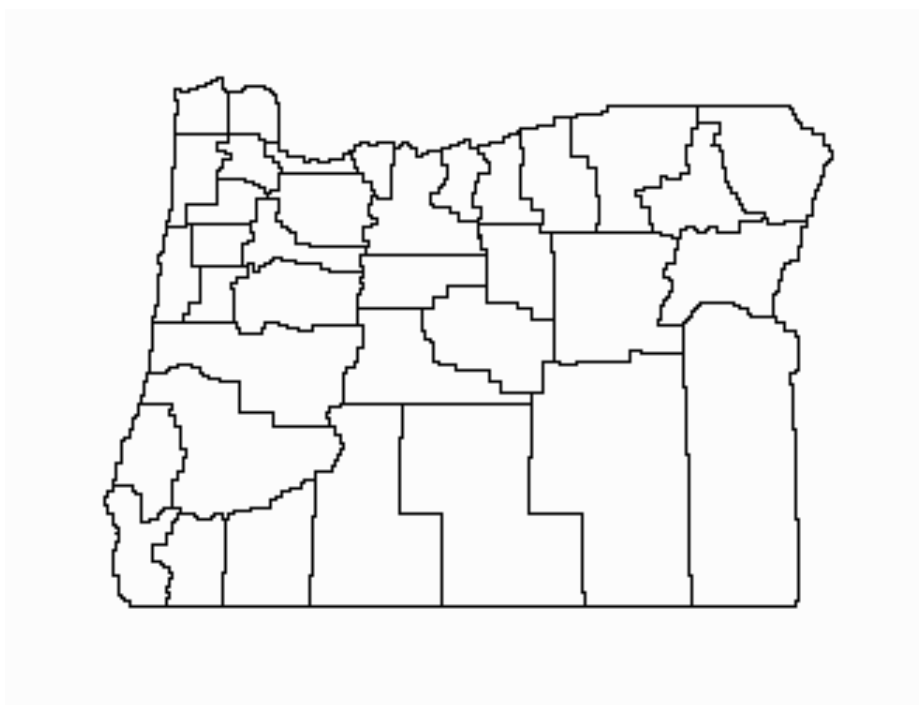

Child Care and Education in Oregon and Its Counties: 2004



Prepared by Bobbie Weber of the Oregon Child Care Research Partnership, Oregon State University; Becky Vorpapel of Information Architecture, consultant to the Oregon Child Care Resource and Referral Network; and Ben Kujala of the Oregon Child Care Resource and Referral Network.

Child Care and Education in Oregon

What happens to children in the early years matters. The foundation for success in school is built. Only a little over one-third of children have a parent who is not in the paid workforce. Children's success depends on both care and education. Oregon's child care and education system is increasingly important to our ability to have a strong workforce today as well as to ensure that we will have one in the future.

Every two years the Child Care Research Partnership takes a snapshot of how Oregon's child care and education system is doing. *Child Care and Education in Oregon and Its Counties* describes how the system is working through state and county profiles. The report links study findings to Oregon's principal child care benchmarks: affordability, availability and quality.

- ❑ Affordability emerges as the major issue. In most of the state the price of child care exceeds public college tuition. This is especially an issue for families in the lowest income group who spend 24% of their family income on child care.
- ❑ Availability of infant/toddler care and care for children with special needs is an issue throughout the state. Problems with availability of care are greatest in rural counties.
- ❑ Low wages and an absence of benefits result in a crisis-level shortage of persons willing to work in the child care industry. Low levels of training and high staff turnover threaten the quality of care available.

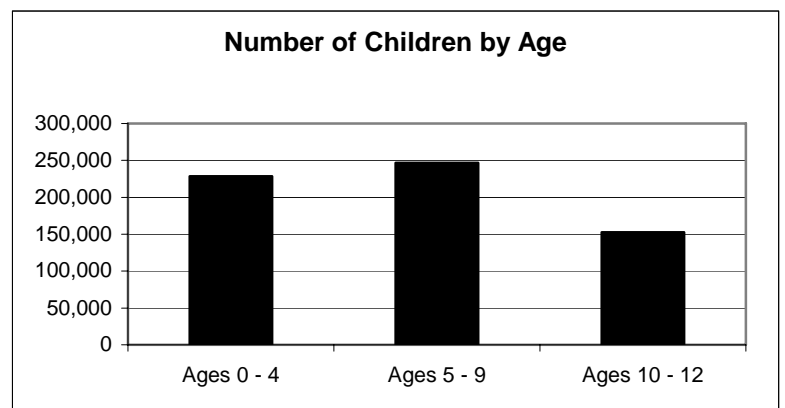
How Many Children Under 13 Live in Oregon?¹

In 2004, there were 627,373 children age 0-12 years:

- ❑ 228,294 children age 0-4 years
- ❑ 246,477 children age 5-9 years
- ❑ 152,602 children age 10-12 years

Percentage of Children under 18 by Race/Ethnicity²

▪ White, non-Hispanic	69.0%
▪ Hispanic, any race	12.7%
▪ African-American	1.9%
▪ Native American	1.6%
▪ Asian/Pacific Islander	3.0%
▪ Other race	6.4%
▪ Two or more races	5.4%

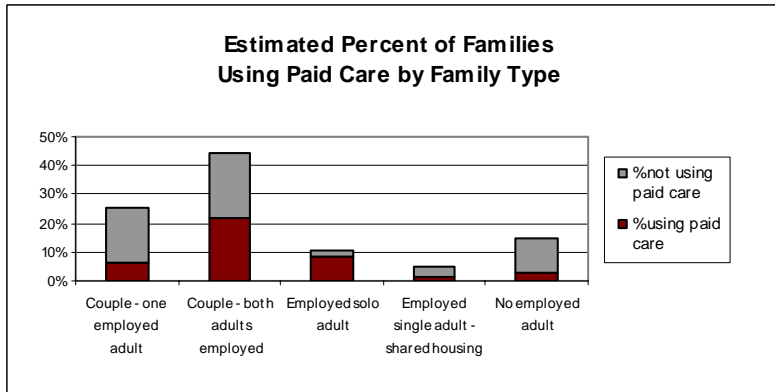


¹ Data generated by the Center for Population Research and Census at Portland State University.

² U.S. Census Bureau, 2000 Census.

How Many Families Use Paid Care and How Many Children Under 13 are in Paid Care³

Use of child care depends on age of children, marital status of parents, and employment status of parents.



- ❑ 70% of families with children under 13 are headed by two parents where one or both are employed
- ❑ 60% of families with children under 13 have a single employed or two employed parents
- ❑ 40% of families with children under 13 have at least one parent who is not in the paid workforce
- ❑ 37% of families with children under 13 use paid care
- ❑ Families use an average of 29.1 hours of paid care per week

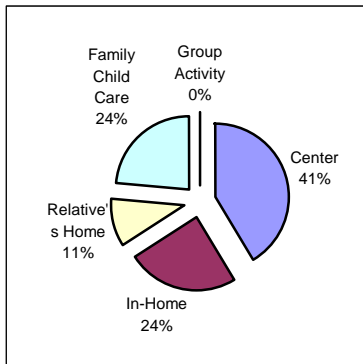
Percent of Children Under 13 in Paid Care by Age and Group

Use of child care depends on age of children. Whether a family uses paid care and what type of care they use is related to the age of the child.

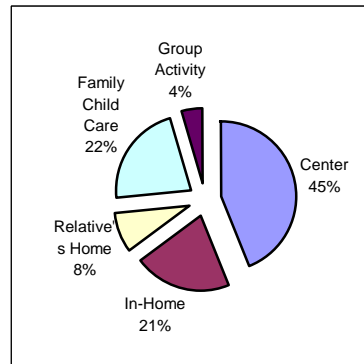
	Ages 0-4	Ages 5-9	Ages 10-12
In Paid Care	30%	27%	20%
Not In Paid Care	70%	73%	80%

Type of Care Used for Children in Paid Care by Age Group

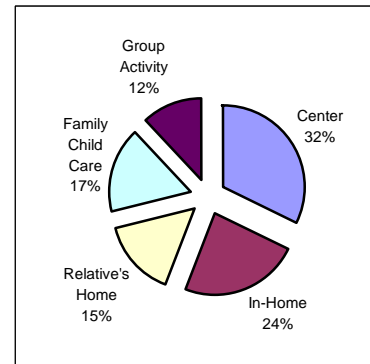
Ages 0-4



Ages 5-9



Ages 10-12



How Much Child Care Do We Have?⁴

The following community resources exist for Oregon families.

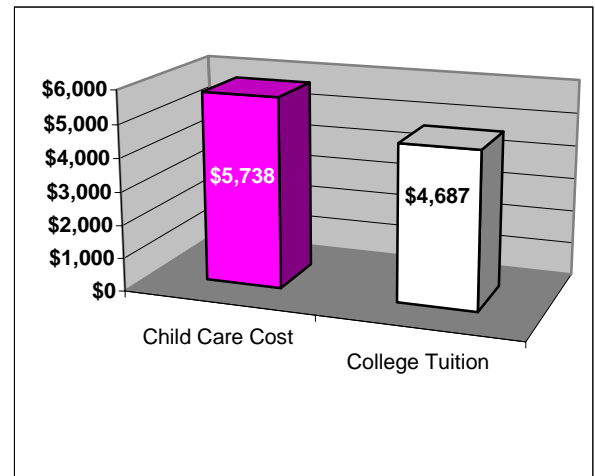
- ❑ 66,597 slots in child care and education centers
- ❑ 37,180 slots in family child care
- ❑ Oregon's goal is to have 25 *visible* slots for every 100 children. Oregon currently has 17 visible slots per 100 children.

³ Percentages of children by family type and use of paid care are estimated through an analysis of the Oregon Population Survey 2004. In only Marion, Multnomah, and Washington counties were the sample sizes large enough to estimate at the county level. For all other counties, the estimates are those of the region in which they are located.

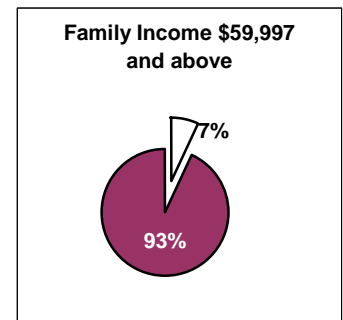
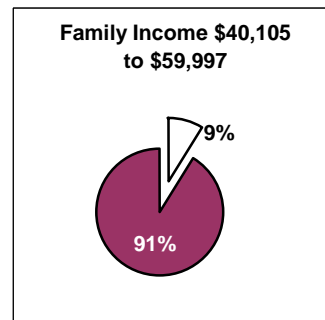
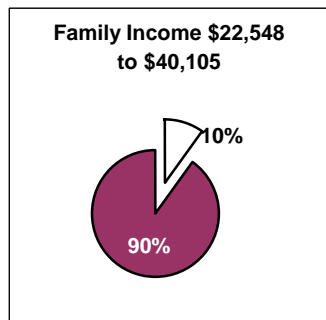
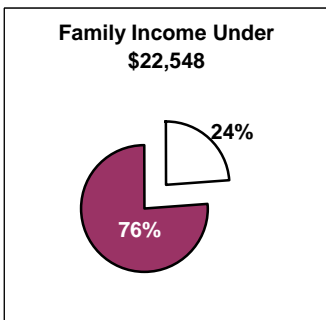
⁴ County data provided by local Child Care Resource and Referral Network (CCR&R) using Child Care Division regulatory and local data. Visible slots refer to care in child care centers and family care homes identified by the local CCR&R.

How Much Does Child Care Cost? Is It Affordable?⁵

- ❑ Average annual cost of toddler care in child care centers \$5,738
- ❑ Average annual college tuition \$4,687
- ❑ Earnings of a minimum wage worker \$14,664
- ❑ Care of a toddler as a percent of minimum wage 39.1%



Percent of Family Income Spent on Child Care⁶



Affordability Benchmark

- 61% of all Oregon families spend less than a tenth of their family income on child care
- 43% of families with below median incomes spend less than a tenth of their family income on child care

Number of Children Whose Families are Getting Help in Paying for Child Care⁷

- 9,485 children age 3-4 years enrolled in Head Start (59% of eligible)
- 19,643 children age 0-12 years receiving state assistance with part or all of their child care costs

What Is the Quality of Child Care Available?⁸

- ❑ 12% of children have parents who report that their children **do not** always feel safe and secure
- ❑ 44% of children have parents who report that their children **do not** always get lots of individual attention
- ❑ 38% of caregivers are reported to be **not** always open to new information and learning
- ❑ 30% of children have parents who reported that their child's arrangement **was not** just what the child needs

⁵State-level cost of toddler care provided by Grobe, D. and Pratt, C. *2004 Oregon Child Care Market Rate Study*. Oregon minimum wage as of January 2004. Average annual tuition for a full-time undergraduate student of Oregon State University, Portland State University, and University of Oregon during the 2003-2004 academic year.

⁶Percent of family income spent on child care and affordability measure from analysis of Oregon Population Survey, 2004.

⁷Head Start data provided by Head Start Collaboration Project, Oregon Department of Education. Subsidy data provided by Department of Human Services.

⁸Parent report of quality of their child care from analysis of Oregon Population Survey, 2004.

This research effort is supported in part by the Child Care Division of the Oregon Employment Department. The Child Care Division also provided support to the Oregon Progress Board for the 2004 Oregon Population Survey.



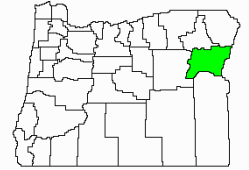
For additional copies of this report, contact the Oregon Child Care Research Partnership, Family Policy Program, Oregon State University, 219 Bates Hall, Corvallis, Oregon 97331-5151.

Telephone: (541) 737-9243; facsimile: (541) 737-5579; email: Bobbie.Weber@oregonstate.edu.

Or download a copy from: <http://www.hhs.oregonstate.edu/familypolicy/occrp>

Child Care and Education in Baker County

Situated in the Blue Mountains of northeastern Oregon, Baker County has several rural communities. Most are separated by mountains. Child care professionals are continually involved in efforts to offer quality child care for their communities, striving for best practices in their programs and have strong early literacy and healthy child care supports. Most of the paid child care is part-time and economics contribute to lower child care rates. Baker County had no child care centers in 2006. Licensed or exempt family child cares are the child care options available to families. Preschools are also available in most communities. The following statistics highlight the status of child care in Baker County.



A Provider's Story as told to their Child Care Resource and Referral

"My child care program came alive for the children after I attended classes in early literacy and learned how to restructure the environment around reading and early learning." – A family child care provider in Baker County

In Baker County, all paid child care is provided by family providers, so the Child Care Resource & Referral/Training & Employment Consortium focuses on projects to enrich and enhance the quality of these programs. Providers are offered training in early childhood education and consultations from healthcare professionals on child health, behavior and development. A reading project, Story Time Express, brings literacy activities to early childhood programs.

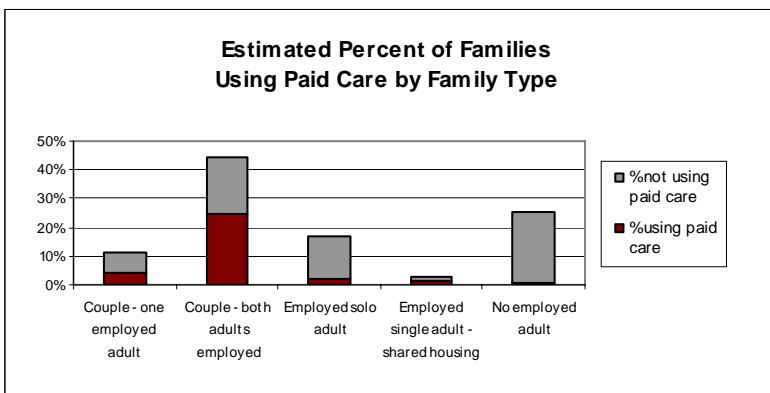
How Many Children Under 13 Live in Baker County?¹

In 2004, there were 2,576 children age 0-12 years:

- 794 children age 0-4 years
- 1,011 children age 5-9 years
- 771 children age 10-12 years

How Many Families Use Paid Care and How Many Children Under 13 are in Paid Care?²

Use of child care depends on age of children, marital status of parents, and employment status of parents.



- 55% of families with children under 13 are headed by two parents where one or both are employed
- 64% of families with children under 13 have a single employed or two employed parents
- 36% of families with children under 13 have at least one parent who is not in the paid workforce
- 30% of families with children under 13 use paid care
- Families use an average of 17.8 hours of paid care per week

Prepared by Bobbie Weber of the Oregon Child Care Research Partnership, Oregon State University; Becky Vorpapel of Information Architecture, consultant to the Oregon Child Care Resource and Referral Network; and Ben Kujala of the Oregon Child Care Resource and Referral Network.

¹County data generated by the Center for Population Research and Census at Portland State University.

² Percentages of children by family type and use of paid care from analysis of Oregon Progress Board's Oregon Population Survey, 2004. Sample size not adequate to calculate use of paid care family type at regional level. Graph combines regional family type estimates and statewide estimates of use of paid care by family type. Estimate for use of paid care is regional estimate.

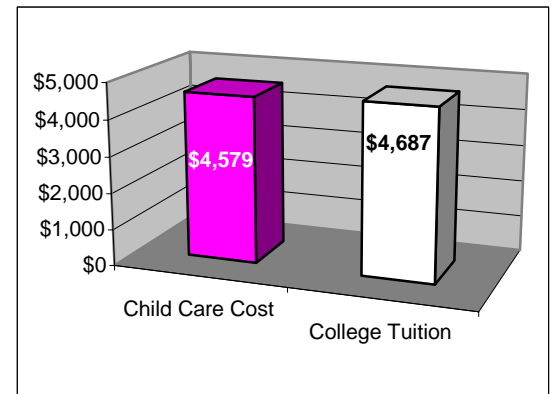
How Much Child Care Do We Have?³

The following community resources exist for Baker County families.

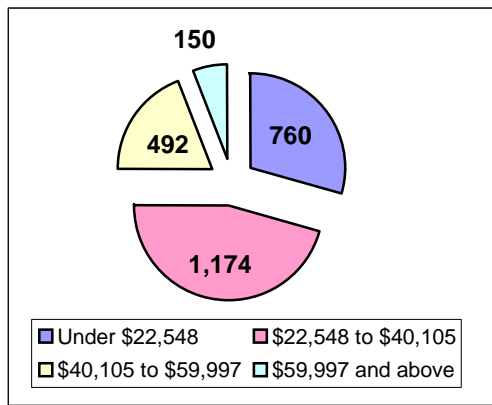
- ❑ 165 slots in child care and education centers
- ❑ 352 slots in family child care
- ❑ Oregon's goal is to have 25 *visible* slots for every 100 children. Baker County has 20 per 100 children.

How Much Does Child Care Cost? Is It Affordable?⁴

- ❑ Average annual cost of toddler care in child care centers \$4,579
- ❑ Average annual college tuition \$4,687
- ❑ Earnings of a minimum wage worker \$14,664
- ❑ Care of a toddler as a percent of minimum wage 31.2%



Number of Children by Family Income Groupings⁵



Number of Children Whose Families are Getting Help in Paying for Child Care⁶

- 53 children age 3-4 years enrolled in Head Start (71% of eligible)
- 115 children age 0-12 years receiving state assistance with part or all of their child care costs

For Information About Child Care in Baker County, Contact:

Child Care Resource & Referral
 1575 Dewey Avenue
 Baker City, Oregon 97814
 (541) 523-7838, or toll free 1-800-956-0324
 Fax: (541) 523-3530
 Email: CCRRAssist@tecteam.org
 Website: www.trainingemployment.org

³County data provided by local Child Care Resource and Referral Network (CCR&R) using Child Care Division regulatory and local data. Visible slots refer to care in child care centers and family care homes identified by the local CCR&R.

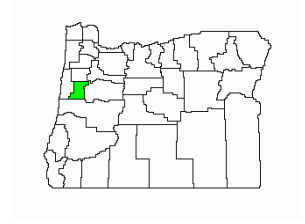
⁴County-level cost of toddler care provided by local CCR&R. Oregon minimum wage as of January 2004. Average annual tuition for a full-time undergraduate student of Oregon State University, Portland State University, and University of Oregon during the 2003-2004 academic year.

⁵Using Oregon Population Survey data we divided households with children under 13 into quarters based on household income. Statewide, a quarter of all houses fall into each of these income categories. For counties other than Marion, Multnomah, and Washington, sample size was too small to create a county estimate and estimates represent those of the region in which the county is located. Although statewide a quarter of families fall into each income group, at the regional level the percentage in each income group may be larger or smaller than a quarter.

⁶Head Start data provided by Head Start Collaboration Project, Oregon Department of Education. Subsidy data provided by Department of Human Services.

Child Care and Education in Benton County

The majority of Benton County families live in Corvallis and Philomath where the economy is built upon education, engineering and technology. The economies of other Benton County communities are based on natural resources. The supply of child care is predominantly in Corvallis with very limited options for families in the remainder of the county. In Corvallis, Philomath and Kings Valley community organizations collaborate to deliver enriched after-school care. Affordability is a major county issue as child care rates are among the highest in the state. There is a significant shortage of care for infants and toddlers, especially for families needing part-time care.



A Child Care Resource & Referral Agency's Story

"So far, we've been able to increase the number of child care providers who are trained to care for children with special needs by nearly 10%." – Family Connections, CCR&R for Benton County

Finding child care is sometimes challenging for Benton County families, particularly for children with special needs (physical, developmental, behavioral, or medical disabilities that may require a different level of care). To address this issue, Family Connections is using grant funding to offer local child care providers 30 hours of training to care for children with special needs. The training is provided free of charge.

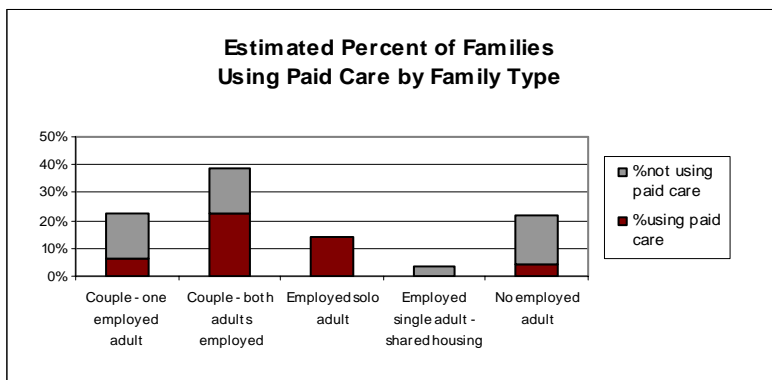
How Many Children Under 13 Live in Benton County?¹

In 2004, there were 11,726 children age 0-12 years:

- 3,918 children age 0-4 years
- 4,641 children age 5-9 years
- 3,167 children age 10-12 years

How Many Families Use Paid Care and How Many Children Under 13 are in Paid Care?²

Use of child care depends on age of children, marital status of parents, and employment status of parents.



- 64% of families with children under 13 are headed by two parents where one or both are employed
- 56% of families with children under 13 have a single employed or two employed parents
- 44% of families with children under 13 have at least one parent who is not in the paid workforce
- 45% of families with children under 13 use paid care
- Families use an average of 40.8 hours of paid care per week

Prepared by Bobbie Weber of the Oregon Child Care Research Partnership, Oregon State University; Becky Vorpapel of Information Architecture, consultant to the Oregon Child Care Resource and Referral Network; and Ben Kujala of the Oregon Child Care Resource and Referral Network.

¹ County data generated by the Center for Population Research and Census at Portland State University.

² Percentages of children by family type and use of paid care from analysis of Oregon Progress Board's Oregon Population Survey, 2004. Sample size not adequate to calculate use of paid care family type at regional level. Graph combines regional family type estimates and statewide estimates of use of paid care by family type. Estimate for use of paid care is regional estimate.

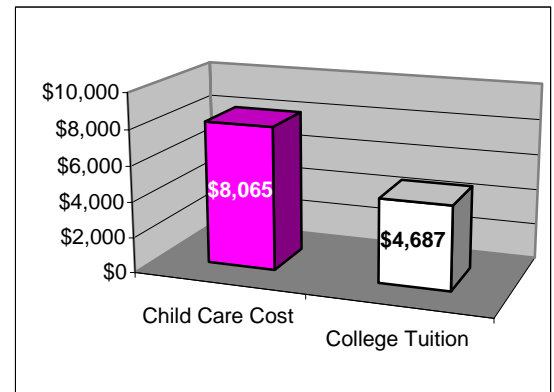
How Much Child Care Do We Have?³

The following community resources exist for Benton County families.

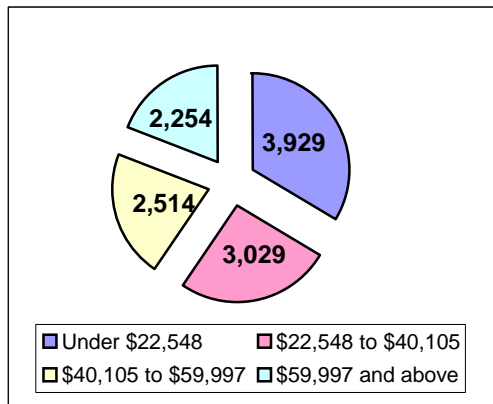
- ❑ 1,800 slots in child care and education centers
- ❑ 482 slots in family child care
- ❑ Oregon's goal is to have 25 *visible* slots for every 100 children. Benton County has 19 per 100 children.

How Much Does Child Care Cost? Is It Affordable?⁴

- ❑ Average annual cost of toddler care in child care centers \$8,065
- ❑ Average annual college tuition \$4,687
- ❑ Earnings of a minimum wage worker \$14,664
- ❑ Care of a toddler as a % of minimum wage 54.9%



Number of Children by Family Income Groupings⁵



Number of Children Whose Families are Getting Help in Paying for Child Care⁶

- 131 children age 3-4 years enrolled in Head Start (57% of eligible)
- 203 children age 0-12 years receiving state assistance with part or all of their child care costs

For Information About Child Care in Benton County, Contact:

Family Connections
 Linn-Benton Community College
 6500 SW Pacific Blvd.
 Albany, Oregon 97321
 (541) 917-4899, or toll-free 1-800-845-1363
 Fax: (541) 917-4270
 Email: connect@linnbenton.edu
 Web: <http://www.linnbenton.edu/familyresources/familyconnections>

³ County data provided by local Child Care Resource and Referral Network (CCR&R) using Child Care Division regulatory and local data. Visible slots refer to care in child care centers and family care homes identified by the local CCR&R.

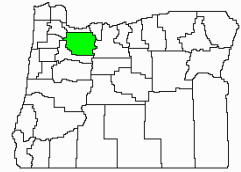
⁴ County-level cost of toddler care provided by local CCR&R. Oregon minimum wage as of January 2004. Average annual tuition for a full-time undergraduate student of Oregon State University, Portland State University, and University of Oregon during the 2003-2004 academic year.

⁵ Using Oregon Population Survey data we divided households with children under 13 into quarters based on household income. Statewide, a quarter of all houses fall into each of these income categories. For counties other than Marion, Multnomah, and Washington, sample size was too small to create a county estimate and estimates represent those of the region in which the county is located. Although statewide a quarter of families fall into each income group, at the regional level the percentage in each income group may be larger or smaller than a quarter.

⁶ Head Start data provided by Head Start Collaboration Project, Oregon Department of Education. Subsidy data provided by Department of Human Services.

Child Care and Education in Clackamas County

In Clackamas County there is a need to ensure that the identified child care providers are able to provide quality services. Therefore, emphasis needs to be placed on developing greater training and technical assistance and support for providers. Also, the number of child care slots per 100 are not distributed evenly throughout the county. In some parts of the county there are a larger number of slots per child, whereas in other parts of the county child care opportunities are scarce. In part, this can be attributed to the urban/rural nature of the county which impacts the availability of resources.



A Parent's Story as told to their Child Care Resource and Referral

"I'm so glad to find this service. I have a child with special needs and didn't know where to start to find child care for him." - A parent seeking care in Clackamas County

A mix of urban, suburban and rural, Clackamas County is experiencing rapid growth. To ensure that the supply of quality child care meets the growing demand, Clackamas ESD, the lead agency providing CCR&R, collaborates with state and county partners to offer providers professional development and on-site consultation. With support from Clackamas Commission on Children and Families, the Provider Resource Team was established to help providers with early learning, business development and assistance for children with challenging social and behavioral concerns.

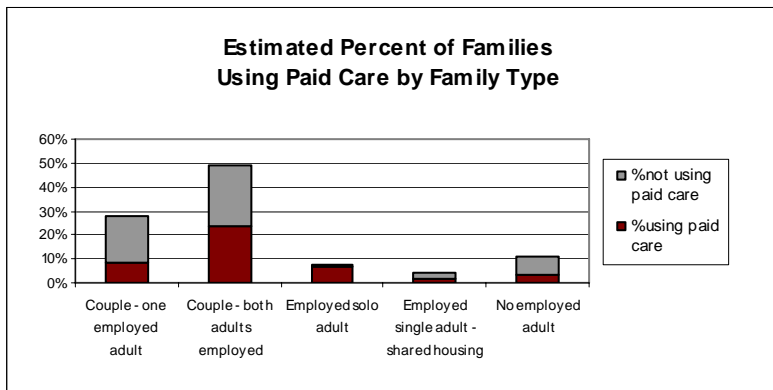
How Many Children Under 13 Live in Clackamas County?¹

In 2004, there were 63,623 children age 0-12 years:

- 20,510 children age 0-4 years
- 26,286 children age 5 - 9 years
- 16,827 children age 10-12 years

How Many Families Use Paid Care and How Many Children Under 13 are in Paid Care?²

Use of child care depends on age of children, marital status of parents, and employment status of parents.



- 77% of families with children under 13 are headed by two parents where one or both are employed
- 61% of families with children under 13 have a single employed or two employed parents
- 39% of families with children under 13 have at least one parent who is not in the paid workforce
- 38% of families with children under 13 use paid care
- Families use an average of 24.2 hours of paid care per week

Prepared by Bobbie Weber of the Oregon Child Care Research Partnership, Oregon State University; Becky Vorpagel of Information Architecture, consultant to the Oregon Child Care Resource and Referral Network; and Ben Kujala of the Oregon Child Care Resource and Referral Network.

¹ County data generated by the Center for Population Research and Census at Portland State University.

² Percentages of children by family type and use of paid care from analysis of Oregon Progress Board's Oregon Population Survey, 2004. Sample size not adequate to calculate use of paid care family type at regional level. Graph combines regional family type estimates and statewide estimates of use of paid care by family type. Estimate for use of paid care is regional estimate.

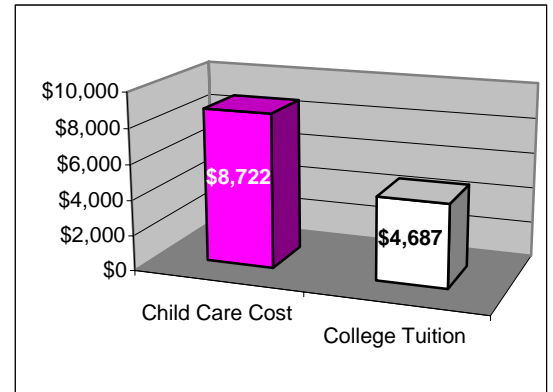
How Much Child Care Do We Have?³

The following community resources exist for Clackamas County families.

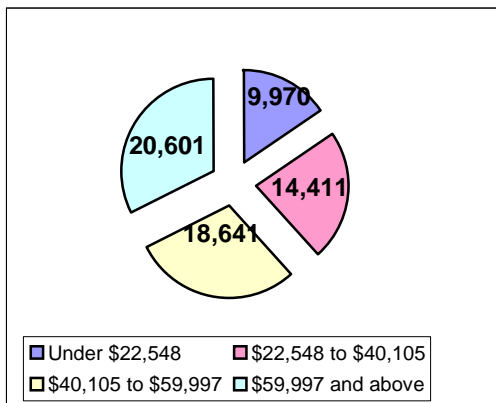
- ❑ 6,671 slots in child care and education centers
- ❑ 2,961 slots in family child care
- ❑ Oregon's goal is to have 25 *visible* slots for every 100 children. Clackamas County has 15 per 100 children.

How Much Does Child Care Cost? Is It Affordable?⁴

- ❑ Average annual cost of toddler care in child care centers \$8,772
- ❑ Average annual college tuition \$4,687
- ❑ Earnings of a minimum wage worker \$14,664
- ❑ Care of a toddler as a % of minimum wage 59.8%



Number of Children by Family Income Groupings⁵



Number of Children Whose Families are Getting Help in Paying for Child Care⁶

- 515 children age 3-4 years enrolled in Head Start (55% of eligible)
- 1,182 children age 0-12 years receiving state assistance with part or all of their child care costs

For Information About Child Care in Clackamas County, Contact:

Clackamas Education Service District
 PO Box 216, Marylhurst, Oregon, 97036 (Mailing)
 4011 SE Lake Rd, Milwaukie, Oregon 97222 (Physical)
 (503) 675-4100 or toll-free 1-866-371-4373
 Fax: (503) 675-4205
 Email: ccr&r@clackesd.k12.or.us
 Web: www.clackesd.k12.or.us

³ County data provided by local Child Care Resource and Referral Network (CCR&R) using Child Care Division regulatory and local data. Visible slots refer to care in child care centers and family care homes identified by the local CCR&R.

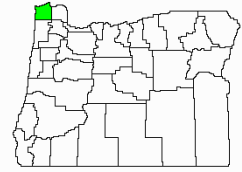
⁴ County-level cost of toddler care provided by local CCR&R. Oregon minimum wage as of January 2004. Average annual tuition for a full-time undergraduate student of Oregon State University, Portland State University, and University of Oregon during the 2003-2004 academic year.

⁵ Using Oregon Population Survey data we divided households with children under 13 into quarters based on household income. Statewide, a quarter of all houses fall into each of these income categories. For counties other than Marion, Multnomah, and Washington, sample size was too small to create a county estimate and estimates represent those of the region in which the county is located. Although statewide a quarter of families fall into each income group, at the regional level the percentage in each income group may be larger or smaller than a quarter.

⁶ Head Start data provided by Head Start Collaboration Project, Oregon Department of Education. Subsidy data provided by Department of Human Services.

Child Care and Education in Clatsop County

Clatsop County is located in northwest Oregon and has a growing population of nearly 37,000. The primary employment is minimum-wage service related resulting in many low income families. In 2006 35% of the children referred by Caring Options, the Child Care Resource and Referral, were from low income families. Caring Options offers referral services to families looking for child care. The program also provides recruitment, training and educational support for family child care providers. Currently Clatsop County is ahead of the state average in job growth. Unfortunately as the jobs are growing, child care providers continue to decline. Families face many difficulties in finding child care and paying for child care as income declines and costs of living expenses rise families have a difficult time finding and paying for child care. Seaside, the second largest city in the county, has no child care center. Families struggle to find care for their young children so they can work. CCR&R is working to bring attention to this issue. During this time of growth in housing and business, child care must also be considered to promote a stable work force.



A Parent's Story as told to their Child Care Resource and Referral

"I need child care for my five-year-old, four-year-old and two-year-old twins so I can work to support my family." – A single dad in Clatsop County

Fishing, lumber and agriculture generate most of the revenue, and the hospitality sector provides most of the jobs. These tend to be lower-paid with odd hours so that working parents have difficulty finding and affording child care, especially in rural areas. With support from Clatsop County Commission on Children and Families, Caring Options CCR&R is recruiting new providers for odd hours care and those who speak Spanish. In addition, a collaboration of agencies is establishing an early childhood center.

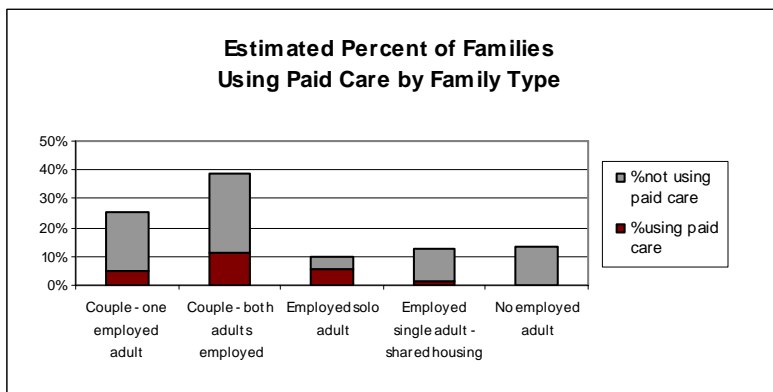
How Many Children Under 13 Live in Clatsop County?¹

In 2004, there were 5,727 children age 0-12 years:

- 1,960 children age 0-4 years
- 2,223 children age 5-9 years
- 1,544 children age 10-12 years

How Many Families Use Paid Care and How Many Children Under 13 are in Paid Care²

Use of child care depends on age of children, marital status of parents, and employment status of parents.



- 64% of families with children under 13 are headed by two parents where one or both are employed
- 61% of families with children under 13 have a single employed or two employed parents
- 39% of families with children under 13 have at least one parent who is not in the paid workforce
- 21% of families with children under 13 use paid care
- Families use an average of 31 hours of paid care per week

Prepared by Bobbie Weber of the Oregon Child Care Research Partnership, Oregon State University; Becky Vorpagel of Information Architecture, consultant to the Oregon Child Care Resource and Referral Network; and Ben Kujala of the Oregon Child Care Resource and Referral Network.

¹ County data generated by the Center for Population Research and Census at Portland State University.

² Percentages of children by family type and use of paid care from analysis of Oregon Progress Board's Oregon Population Survey, 2004. Sample size not adequate to calculate use of paid care family type at regional level. Graph combines regional family type estimates and statewide estimates of use of paid care by family type. Estimate for use of paid care is regional estimate.

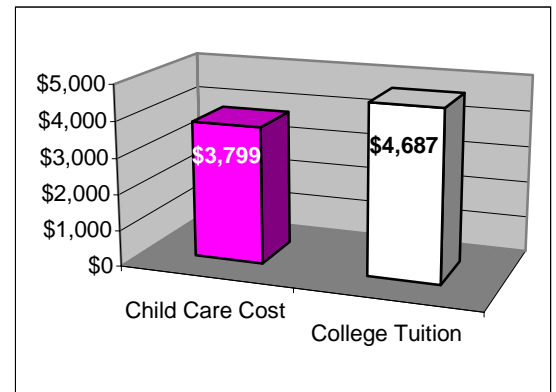
How Much Child Care Do We Have?³

The following community resources exist for Clatsop County families.

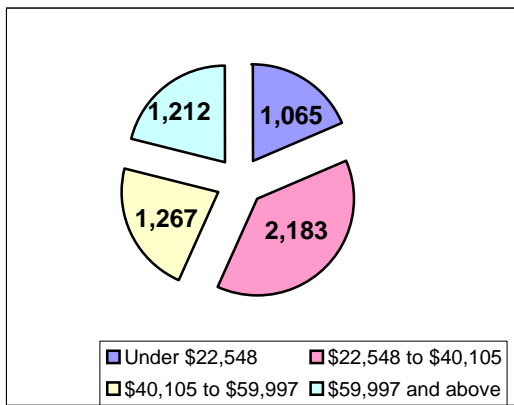
- ❑ 549 slots in child care and education centers
- ❑ 261 slots in family child care
- ❑ Oregon's goal is to have 25 *visible* slots for every 100 children. Clatsop County has 14 per 100 children.

How Much Does Child Care Cost? Is It Affordable?⁴

- ❑ Average annual cost of toddler care in child care centers \$3,799
- ❑ Average annual college tuition \$4,687
- ❑ Earnings of a minimum wage worker \$14,664
- ❑ Care of a toddler as a % of minimum wage 25.9%



Number of Children by Family Income Groupings⁵



Number of Children Whose Families are Getting Help in Paying for Child Care⁶

- 90 children age 3-4 years enrolled in Head Start (44% of eligible)
- 198 children age 0-12 years receiving state assistance with part or all of their child care costs

For Information About Child Care in Clatsop County, Contact:

Caring Options
 10 Sixth Street, Suite 205B
 Astoria Oregon 97103
 (503) 325-1053 or toll-free 1-866-504-CARE
 Fax: (503) 325-3598
 Email: caringoptions@cat-team.org

³ County data provided by local Child Care Resource and Referral Network (CCR&R) using Child Care Division regulatory and local data. Visible slots refer to care in child care centers and family care homes identified by the local CCR&R.

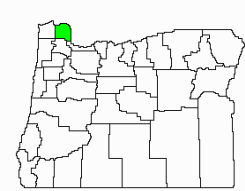
⁴ County-level cost of toddler care provided by local CCR&R. Oregon minimum wage as of January 2004. Average annual tuition for a full-time undergraduate student of Oregon State University, Portland State University, and University of Oregon during the 2003-2004 academic year.

⁵ Using Oregon Population Survey data we divided households with children under 13 into quarters based on household income. Statewide, a quarter of all houses fall into each of these income categories. For counties other than Marion, Multnomah, and Washington, sample size was too small to create a county estimate and estimates represent those of the region in which the county is located. Although statewide a quarter of families fall into each income group, at the regional level the percentage in each income group may be larger or smaller than a quarter.

⁶ Head Start data provided by Head Start Collaboration Project, Oregon Department of Education. Subsidy data provided by Department of Human Services.

Child Care and Education in Columbia County

Columbia County is 676 square miles with a population of approximately 48,000. It is located in the northwest corner of Oregon, bordered on the west by Clatsop County and on the south by Washington and Multnomah counties. It has the longest area bordering the Columbia River. Columbia is one of a growing number of rural counties with no hospital and no community college, making educational opportunities and health care difficult to obtain. Historically the major industries in the area have been agriculture and wood products, bringing with them extended work hours and rotating shifts. Recently, the south county has experienced a huge growth of residents who live in Columbia County and work in the Metro area. These families are expecting the services they were accustomed to in more urban areas.



A Parent's Story as told to their Child Care Resource and Referral

"I am working full-time and expecting a baby in the fall, so I need a list of providers to help me choose child care for my child." – A new parent in Columbia County

Timber, fishing, transportation, dairies, horticulture, and recreation are the primary industries. Yet, a lack of employment opportunities has prompted many to seek work in nearby metro areas. This has a ripple effect on the child care industry as commuting parents take their children to child care facilities near their workplaces, and sometimes, causing local child care businesses to close. Efforts to stabilize local supply are underway; a child care center has opened, and Caring Options CCR&R has trained the teachers and staff.

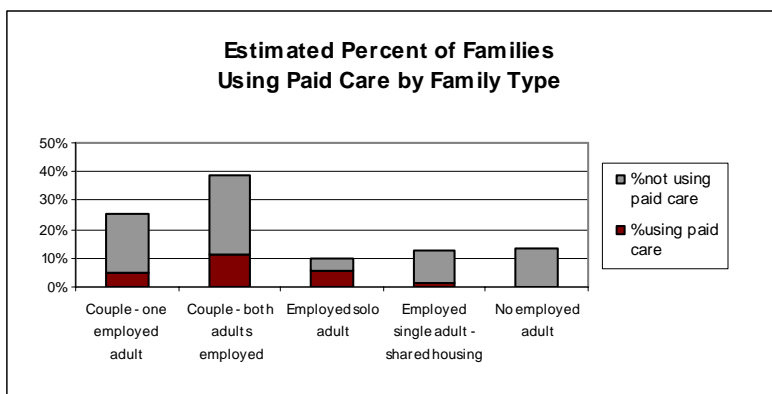
How Many Children Under 13 Live in Columbia County?¹

In 2004, there were 8,280 children age 0-12 years:

- 2,491 children age 0-4 years
- 3,447 children age 5-9 years
- 2,342 children age 10-12 years

How Many Families Use Paid Care and How Many Children Under 13 are in Paid Care?²

Use of child care depends on age of children, marital status of parents, and employment status of parents.



- 64% of families with children under 13 are headed by two parents where one or both are employed
- 61% of families with children under 13 have a single employed or two employed parents
- 39% of families with children under 13 have at least one parent who is not in the paid workforce
- 21% of families with children under 13 use paid care
- Families use an average of 31 hours of paid care per week

Prepared by Bobbie Weber of the Oregon Child Care Research Partnership, Oregon State University; Becky Vorpapel of Information Architecture, consultant to the Oregon Child Care Resource and Referral Network; and Ben Kujala of the Oregon Child Care Resource and Referral Network.

¹ County data generated by the Center for Population Research and Census at Portland State University.

² Percentages of children by family type and use of paid care from analysis of Oregon Progress Board's Oregon Population Survey, 2004. Sample size not adequate to calculate use of paid care family type at regional level. Graph combines regional family type estimates and statewide estimates of use of paid care by family type. Estimate for use of paid care is regional estimate.

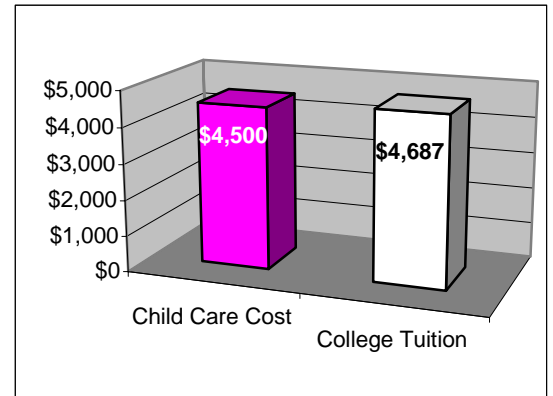
How Much Child Care Do We Have?³

The following community resources exist for Columbia County families.

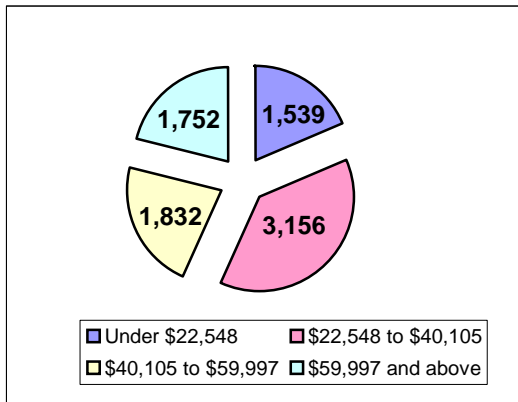
- ❑ 348 slots in child care and education centers
- ❑ 548 slots in family child care
- ❑ Oregon's goal is to have 25 *visible* slots for every 100 children. Columbia County has 11 per 100 children.

How Much Does Child Care Cost? Is It Affordable?⁴

- ❑ Average annual cost of toddler care in child care centers \$4,500
- ❑ Average annual college tuition \$4,687
- ❑ Earnings of a minimum wage worker \$14,664
- ❑ Care of a toddler as a % of minimum wage 30.6%



Number of Children by Family Income Groupings⁵



Number of Children Whose Families are Getting Help in Paying for Child Care⁶

- 89 children age 3-4 years enrolled in Head Start (48% of eligible)
- 189 children age 0-12 years receiving state assistance with part or all of their child care costs

For Information About Child Care in Columbia County, Contact:

Caring Options
 310 Columbia Blvd.
 St. Helens, Oregon 97051
 503-325-1053 or toll-free 1-866-504-2273
 Email: caringoptions@cat-team.org

³ County data provided by local Child Care Resource and Referral Network (CCR&R) using Child Care Division regulatory and local data. Visible slots refer to care in child care centers and family care homes identified by the local CCR&R.

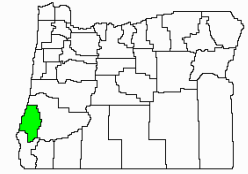
⁴ County-level cost of toddler care provided by local CCR&R. Oregon minimum wage as of January 2004. Average annual tuition for a full-time undergraduate student of Oregon State University, Portland State University, and University of Oregon during the 2003-2004 academic year.

⁵ Using Oregon Population Survey data we divided households with children under 13 into quarters based on household income. Statewide, a quarter of all houses fall into each of these income categories. For counties other than Marion, Multnomah, and Washington, sample size was too small to create a county estimate and estimates represent those of the region in which the county is located. Although statewide a quarter of families fall into each income group, at the regional level the percentage in each income group may be larger or smaller than a quarter.

⁶ Head Start data provided by Head Start Collaboration Project, Oregon Department of Education. Subsidy data provided by Department of Human Services.

Child Care and Education in Coos County

Coos County is located in southwestern Oregon with a population of over 60,000. Principal industries in Coos County are lumber, fishing, agriculture, shipping, and recreation.



A Provider's Story as told to their Child Care Resource and Referral

At first, a child care provider with two decades' experience didn't see the need for training. With a \$50 incentive, she tried her first class. Today, she is earning an associate's degree and was named "Outstanding Early Childhood Care and Education Student of the Year" at her college. – A provider's story from child care resource and referral staff

Forest products, tourism, fishing and agriculture dominate the economy. Many jobs tend to be lower-paying shift work, so working parents struggle to find and afford child care. The rural population is not sufficient to keep many full-time child care providers in business. With support from Coos County Commission on Children and Families, CARE Connection CCR&R is helping family child care homes qualify as certified family homes to care for more children.

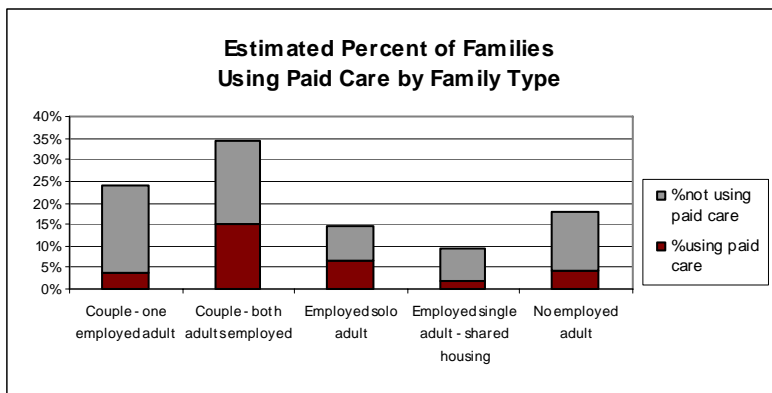
How Many Children Under 13 Live in Coos County?¹

In 2004, there were 9,248 children age 0-12 years:

- 3,121 children age 0-4 years
- 3,545 children age 5-9 years
- 2,582 children age 10-12 years

How Many Families Use Paid Care and How Many Children Under 13 are in Paid Care?²

Use of child care depends on age of children, marital status of parents, and employment status of parents.



- 58% of families with children under 13 are headed by two parents where one or both are employed
- 58% of families with children under 13 have a single employed or two employed parents
- 42% of families with children under 13 have at least one parent who is not in the paid workforce
- 31% of families with children under 13 use paid care
- Families use an average of 28.9 hours of paid care per week

Prepared by Bobbie Weber of the Oregon Child Care Research Partnership, Oregon State University; Becky Vorpagel of Information Architecture, consultant to the Oregon Child Care Resource and Referral Network; and Ben Kujala of the Oregon Child Care Resource and Referral Network.

¹ County data generated by the Center for Population Research and Census at Portland State University.

² Percentages of children by family type and use of paid care from analysis of Oregon Progress Board's Oregon Population Survey, 2004. Sample size not adequate to calculate use of paid care family type at regional level. Graph combines regional family type estimates and statewide estimates of use of paid care by family type. Estimate for use of paid care is regional estimate.

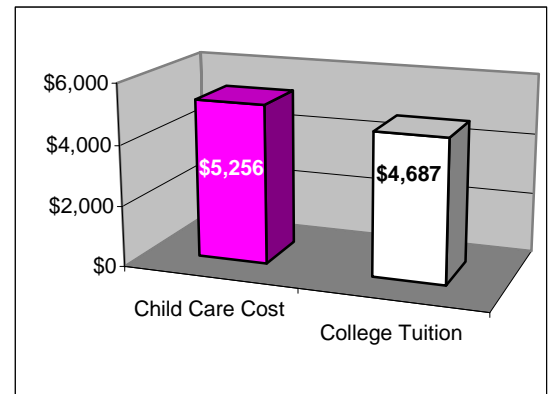
How Much Child Care Do We Have?³

The following community resources exist for Coos County families.

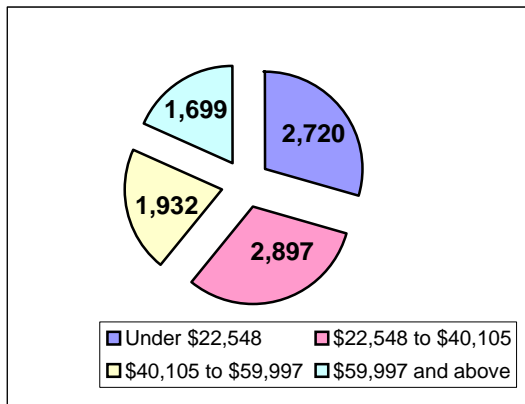
- ❑ 508 slots in child care and education centers
- ❑ 628 slots in family child care
- ❑ Oregon's goal is to have 25 *visible* slots for every 100 children. Coos County has 12 per 100 children.

How Much Does Child Care Cost? Is It Affordable?⁴

- ❑ Average annual cost of toddler care in child care centers \$5,256
- ❑ Average annual college tuition \$4,687
- ❑ Earnings of a minimum wage worker \$14,664
- ❑ Care of a toddler as a % of minimum wage 35.8%



Number of Children by Family Income Groupings⁵



Number of Children Whose Families are Getting Help in Paying for Child Care⁶

- 254 children age 3-4 years enrolled in Head Start (79% of eligible)
- 365 children age 0-12 years receiving state assistance with part or all of their child care costs

For Information About Child Care in Coos County, Contact:

CARE Connections
 Southwestern Oregon Community College
 1988 Newmark
 Coos Bay, Oregon 97420
 (541) 888-7633 or toll-free 1-800-611-7555
 Fax: (541) 888-7111
 Email: ccr&r@socc.edu
 Website: www.socc.edu/serv_resrc/careconnections

³ County data provided by local Child Care Resource and Referral Network (CCR&R) using Child Care Division regulatory and local data. Visible slots refer to care in child care centers and family care homes identified by the local CCR&R.

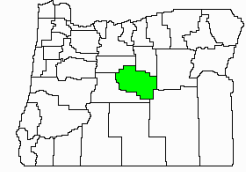
⁴ County-level cost of toddler care provided by local CCR&R. Oregon minimum wage as of January 2004. Average annual tuition for a full-time undergraduate student of Oregon State University, Portland State University, and University of Oregon during the 2003-2004 academic year.

⁵ Using Oregon Population Survey data we divided households with children under 13 into quarters based on household income. Statewide, a quarter of all houses fall into each of these income categories. For counties other than Marion, Multnomah, and Washington, sample size was too small to create a county estimate and estimates represent those of the region in which the county is located. Although statewide a quarter of families fall into each income group, at the regional level the percentage in each income group may be larger or smaller than a quarter.

⁶ Head Start data provided by Head Start Collaboration Project, Oregon Department of Education. Subsidy data provided by Department of Human Services.

Child Care and Education in Crook County

Situated in east central Oregon, Crook County is predominantly rural. Production work, wood mills and Les Schwab tire manufacturing are the largest employers in the county. The following county profile highlights the status of child care and education in Crook County.



A Parent's Story as told to their Child Care Resource and Referral

"I love living in a small community, but I have had trouble finding day care for my one-year-old because I work every other weekend." – A Prineville parent

Here, many parents work swing shifts in factories and mills, or evenings and weekends in restaurants and retailers. Yet, only four of 45 child care providers offer evening care, and none offer weekend care. Some parents drive 30 minutes for child care outside the county. Child Care Resources CCR&R is recruiting more providers who offer non-traditional hours and who speak Spanish and working with the Central Oregon Child Care Coalition to conduct training and offer mentoring.

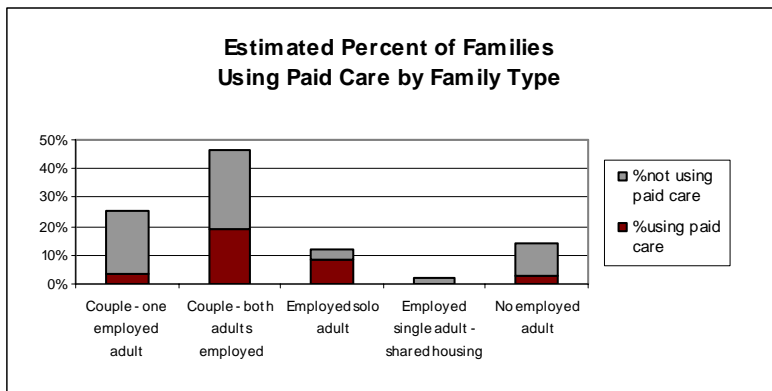
How Many Children Under 13 Live in Crook County?¹

In 2004, there were 3,601 children age 0-12 years:

- 1,146 children age 0-4 years
- 1,490 children age 5-9 years
- 965 children age 10-12 years

How Many Families Use Paid Care and How Many Children Under 13 are in Paid Care²

Use of child care depends on age of children, marital status of parents, and employment status of parents.



- 72% of families with children under 13 are headed by two parents where one or both are employed
- 60% of families with children under 13 have a single employed or two employed parents
- 40% of families with children under 13 have at least one parent who is not in the paid workforce
- 32% of families with children under 13 use paid care
- Families use an average of 25.7 hours of paid care per week

Prepared by Bobbie Weber of the Oregon Child Care Research Partnership, Oregon State University; Becky Vorpagel of Information Architecture, consultant to the Oregon Child Care Resource and Referral Network; and Ben Kujala of the Oregon Child Care Resource and Referral Network.

¹ County data generated by the Center for Population Research and Census at Portland State University.

² Percentages of children by family type and use of paid care from analysis of Oregon Progress Board's Oregon Population Survey, 2004. Sample size not adequate to calculate use of paid care family type at regional level. Graph combines regional family type estimates and statewide estimates of use of paid care by family type. Estimate for use of paid care is regional estimate.

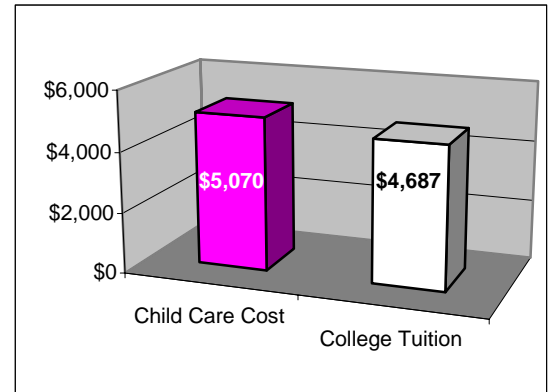
How Much Child Care Do We Have?³

The following community resources exist for Crook County families.

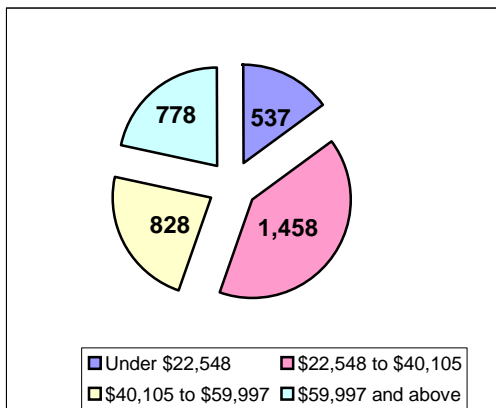
- ❑ 114 slots in child care and education centers
- ❑ 244 slots in family child care
- ❑ Oregon's goal is to have 25 *visible* slots for every 100 children. Crook County has 10 per 100 children.

How Much Does Child Care Cost? Is It Affordable?⁴

- ❑ Average annual cost of toddler care in child care centers \$5,070
- ❑ Average annual college tuition \$4,687
- ❑ Earnings of a minimum wage worker \$14,664
- ❑ Care of a toddler as a % of minimum wage 34.5%



Number of Children by Family Income Groupings⁵



Number of Children Whose Families are Getting Help in Paying for Child Care⁶

- 40 children age 3-4 years enrolled in Head Start (41% of eligible)
- 89 children age 0-12 years receiving state assistance with part or all of their child care costs

For Information About Child Care in Crook County, Contact:

NeighborImpact Child Care Resources
 2303 S W First, Suite A
 Redmond, Oregon 97756
 (541) 548-2380 x113 or toll-free 1-888-298-2672
 Fax: (541) 548-6013
 Email: ccr@neighborimpact.org
 Website: www.neighborimpact.org/ccr.html

³ County data provided by local Child Care Resource and Referral Network (CCR&R) using Child Care Division regulatory and local data. Visible slots refer to care in child care centers and family care homes identified by the local CCR&R.

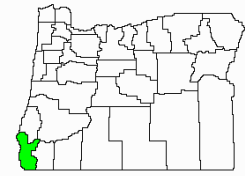
⁴ County-level cost of toddler care provided by local CCR&R. Oregon minimum wage as of January 2004. Average annual tuition for a full-time undergraduate student of Oregon State University, Portland State University, and University of Oregon during the 2003-2004 academic year.

⁵ Regional estimate from the Oregon Population Survey, 2004.

⁶ Head Start data provided by Head Start Collaboration Project, Oregon Department of Education. Subsidy data provided by Department of Human Services.

Child Care and Education in Curry County

Curry County is located in the southwestern corner of Oregon with a population of over 22,000. Principal industries in Curry County are lumber, agriculture, commercial and sport fishing, recreation, and tourism.



A Provider's Story as told to their Child Care Resource and Referral

To keep pace with the growth among the Latino community in Curry County, a child care center is stepping up efforts to recruit and train several Spanish-speaking teachers and staff.

Employment in wood products and fishing has decreased while the retirement sector and tourism have added jobs in retail and services. Many new jobs are lower-paid with evening and weekend shifts, so working parents have a hard time finding affordable child care. Rural areas have the greatest need. In addition, an increasing Latino population is driving the need for more child care providers who share the language and culture of working families.

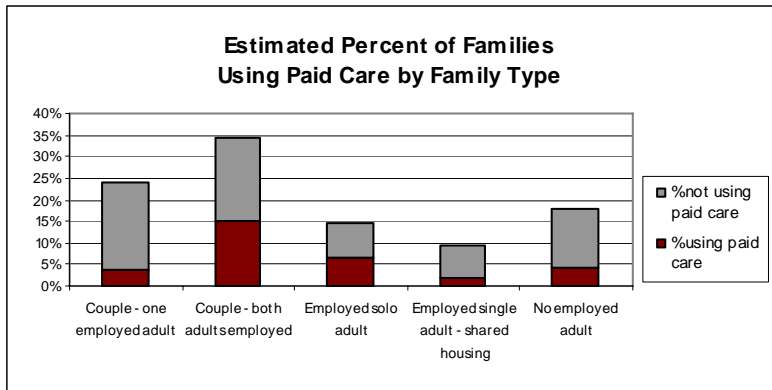
How Many Children Under 13 Live in Curry County?¹

In 2004, there were 2,592 children age 0-12 years:

- 727 children age 0-4 years
- 1,075 children age 5-9 years
- 791 children age 10-12 years

How Many Families Use Paid Care and How Many Children Under 13 are in Paid Care?²

Use of child care depends on age of children, marital status of parents, and employment status of parents.



- 58% of families with children under 13 are headed by two parents where one or both are employed
- 58% of families with children under 13 have a single employed or two employed parents
- 42% of families with children under 13 have at least one parent who is not in the paid workforce
- 31% of families with children under 13 use paid care
- Families use an average of 28.9 hours of paid care per week

Prepared by Bobbie Weber of the Oregon Child Care Research Partnership, Oregon State University; Becky Vorpapel of Information Architecture, consultant to the Oregon Child Care Resource and Referral Network; and Ben Kujala of the Oregon Child Care Resource and Referral Network.

¹ County data generated by the Center for Population Research and Census at Portland State University.

² Percentages of children by family type and use of paid care from analysis of Oregon Progress Board's Oregon Population Survey, 2004. Sample size not adequate to calculate use of paid care family type at regional level. Graph combines regional family type estimates and statewide estimates of use of paid care by family type. Estimate for use of paid care is regional estimate.

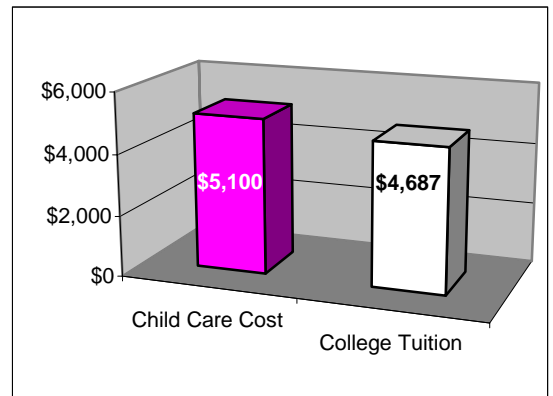
How Much Child Care Do We Have?³

The following community resources exist for Curry County families.

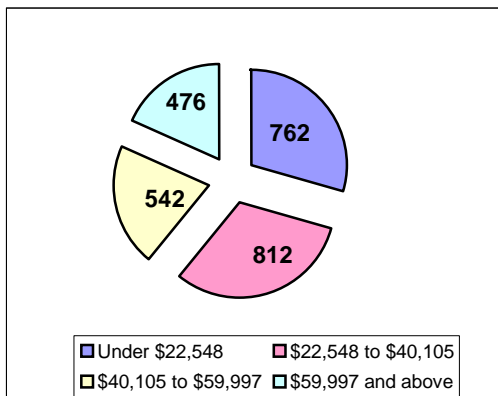
- ❑ 148 slots in child care and education centers
- ❑ 136 slots in family child care
- ❑ Oregon's goal is to have 25 *visible* slots for every 100 children. Curry County has 11 per 100 children.

How Much Does Child Care Cost? Is It Affordable?⁴

- ❑ Average annual cost of toddler care in child care centers \$5,100
- ❑ Average annual college tuition \$4,687
- ❑ Earnings of a minimum wage worker \$14,664
- ❑ Care of a toddler as a % of minimum wage 34.7%



Number of Children by Family Income Groupings⁵



Number of Children Whose Families are Getting Help in Paying for Child Care⁶

- 72 children age 3-4 years enrolled in Head Start (all eligible children served)
- 82 children age 0-12 years receiving state assistance with part or all of their child care costs

For Information About Child Care in Curry County, Contact:

CARE Connections
 Southwestern Oregon Community College
 420 Alder St, Brookings, Oregon 97415 (Mailing)
 97829 Shopping Center Ave, Harbor, Oregon 97415 (Physical)
 (541) 469-9299 or toll-free 1-800-419-1371 x224
 Email: ccr&r@socc.edu
 Website: www.socc.edu/serv_resrc/careconnections

³ County data provided by local Child Care Resource and Referral Network (CCR&R) using Child Care Division regulatory and local data. Visible slots refer to care in child care centers and family care homes identified by the local CCR&R.

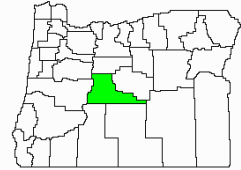
⁴ County-level cost of toddler care provided by local CCR&R. Oregon minimum wage as of January 2004. Average annual tuition for a full-time undergraduate student of Oregon State University, Portland State University, and University of Oregon during the 2003-2004 academic year.

⁵ Using Oregon Population Survey data we divided households with children under 13 into quarters based on household income. Statewide, a quarter of all houses fall into each of these income categories. For counties other than Marion, Multnomah, and Washington, sample size was too small to create a county estimate and estimates represent those of the region in which the county is located. Although statewide a quarter of families fall into each income group, at the regional level the percentage in each income group may be larger or smaller than a quarter.

⁶ Head Start data provided by Head Start Collaboration Project, Oregon Department of Education. Subsidy data provided by Department of Human Services.

Child Care and Education in Deschutes County

The most populated county in Central Oregon. Income is earned in production, forest products and service work (hotels, restaurants, tourist services). Incomes in Deschutes County compare equitably to the rest of the state with incomes slightly higher than surrounding counties. Child care is slightly higher in cost compared to the surrounding area. The following county profile highlights the status of child care and education in Deschutes County.



A Provider's Story as told to their Child Care Resource and Referral

"After working in this field for a long time, I have a harder time getting advanced training. Lately though, I have noticed a real improvement in the amount and quality of training here." – A certified provider in Deschutes County

The recent economic surge in Oregon's fastest growing county is driving an increased demand for paid child care. As a result, provider training is critical for an adequate supply of quality child care. Yet, tuition, long distances and harsh winter weather prevent some providers from attending. Child Care Resources CCR&R and its partners are working to "train the trainers," so more training is available at a reduced cost in additional locations.

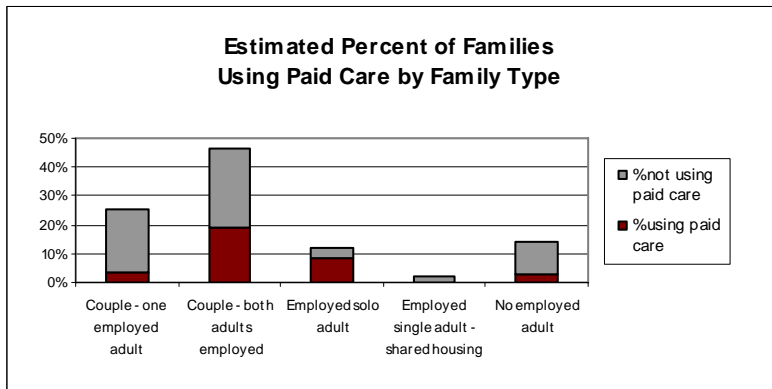
How Many Children Under 13 Live in Deschutes County?¹

In 2004, there were 23,036 children age 0-12 years:

- ❑ 7,509 children age 0-4 years
- ❑ 9,360 children age 5-9 years
- ❑ 6,167 children age 10-12 years

How Many Families Use Paid Care and How Many Children Under 13 are in Paid Care?²

Use of child care depends on age of children, marital status of parents, and employment status of parents.



- ❑ 72% of families with children under 13 are headed by two parents where one or both are employed
- ❑ 60% of families with children under 13 have a single employed or two employed parents
- ❑ 40% of families with children under 13 have at least one parent who is not in the paid workforce
- ❑ 32% of families with children under 13 use paid care
- ❑ Families use an average of 25.7 hours of paid care per week

Prepared by Bobbie Weber of the Oregon Child Care Research Partnership, Oregon State University; Becky Vorpapel of Information Architecture, consultant to the Oregon Child Care Resource and Referral Network; and Ben Kujala of the Oregon Child Care Resource and Referral Network.

¹ County data generated by the Center for Population Research and Census at Portland State University.

² Percentages of children by family type and use of paid care from analysis of Oregon Progress Board's Oregon Population Survey, 2004. Sample size not adequate to calculate use of paid care family type at regional level. Graph combines regional family type estimates and statewide estimates of use of paid care by family type. Estimate for use of paid care is regional estimate.

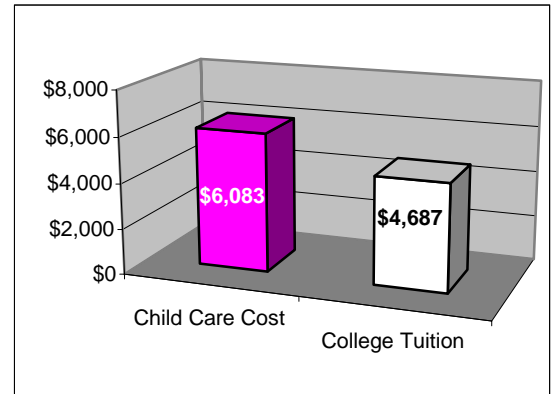
How Much Child Care Do We Have?³

The following community resources exist for Deschutes County families.

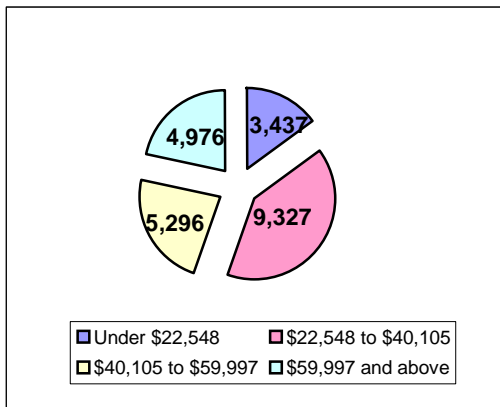
- ❑ 2,014 slots in child care and education centers
- ❑ 1,852 slots in family child care
- ❑ Oregon's goal is to have 25 *visible* slots for every 100 children. Deschutes County has 17 per 100 children.

How Much Does Child Care Cost? Is It Affordable?⁴

- ❑ Average annual cost of toddler care in child care centers \$6,083
- ❑ Average annual college tuition \$4,687
- ❑ Earnings of a minimum wage worker \$14,664
- ❑ Care of a toddler as a % of minimum wage 41.4%



Number of Children by Family Income Groupings⁵



Number of Children Whose Families are Getting Help in Paying for Child Care⁶

- 221 children age 3-4 years enrolled in Head Start (69% of eligible)
- 565 children age 0-12 years receiving state assistance with part or all of their child care costs

For Information About Child Care in Deschutes County, Contact:

NeighborImpact Child Care Resources
 2303 S W First, Suite A
 Redmond, Oregon 97756
 (541) 548-2380 x113 or toll-free 1-888-298-2672
 Fax: (541) 548-6013
 Email: ccr@neighborimpact.org
 Website: www.neighborimpact.org/ccr.html

³ County data provided by local Child Care Resource and Referral Network (CCR&R) using Child Care Division regulatory and local data. Visible slots refer to care in child care centers and family care homes identified by the local CCR&R.

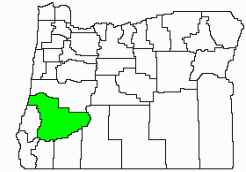
⁴ County-level cost of toddler care provided by local CCR&R. Oregon minimum wage as of January 2004. Average annual tuition for a full-time undergraduate student of Oregon State University, Portland State University, and University of Oregon during the 2003-2004 academic year.

⁵ Using Oregon Population Survey data we divided households with children under 13 into quarters based on household income. Statewide, a quarter of all houses fall into each of these income categories. For counties other than Marion, Multnomah, and Washington, sample size was too small to create a county estimate and estimates represent those of the region in which the county is located. Although statewide a quarter of families fall into each income group, at the regional level the percentage in each income group may be larger or smaller than a quarter.

⁶ Head Start data provided by Head Start Collaboration Project, Oregon Department of Education. Subsidy data provided by Department of Human Services.

Child Care and Education in Douglas County

Douglas County is located in southwestern Oregon with a population of approximately 110,000. Twenty five to thirty percent of Douglas County's labor force is employed in the forest products industry which includes numerous sawmills and veneer plants, as well as pulp, particle board, and numerous other wood product plants. Agriculture is an important factor in the economy.



Child care for infants and toddlers, as well as odd-hour and non-traditional care is difficult for parents to find due to 24 hour shifts.

A Parent's Story as told to their Child Care Resource and Referral

"I lost my job when I missed work because my child care provider had an emergency and wasn't able to care for my child." – A Douglas County parent

Wood products and new enterprises are providing most employment, although some new jobs are part-time with few or no benefits. Several employers report child care is an issue for their employees and cite the high cost of absenteeism from child care breakdowns. Family Connections of Douglas County CCR&R is promoting employer-supported child care to help address local shortages. The agency is also recruiting and training new child care providers, particularly in rural areas and among Spanish-speaking families.

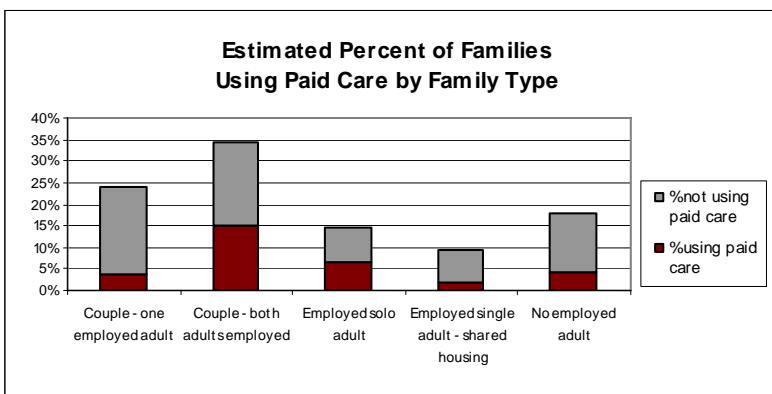
How Many Children Under 13 Live in Douglas County?¹

In 2004, there were 16,465 children age 0-12 years:

- 5,447 children age 0-4 years
- 6,492 children age 5-9 years
- 4,526 children age 10-12 years

How Many Families Use Paid Care and How Many Children Under 13 are in Paid Care?²

Use of child care depends on age of children, marital status of parents, and employment status of parents.



- 58% of families with children under 13 are headed by two parents where one or both are employed
- 58% of families with children under 13 have a single employed or two employed parents
- 42% of families with children under 13 have at least one parent who is not in the paid workforce
- 31% of families with children under 13 use paid care
- Families use an average of 28.9 hours of paid care per week

Prepared by Bobbie Weber of the Oregon Child Care Research Partnership, Oregon State University; Becky Vorpapel of Information Architecture, consultant to the Oregon Child Care Resource and Referral Network; and Ben Kujala of the Oregon Child Care Resource and Referral Network.

¹ County data generated by the Center for Population Research and Census at Portland State University.

² Percentages of children by family type and use of paid care from analysis of Oregon Progress Board's Oregon Population Survey, 2004. Sample size not adequate to calculate use of paid care family type at regional level. Graph combines regional family type estimates and statewide estimates of use of paid care by family type. Estimate for use of paid care is regional estimate.

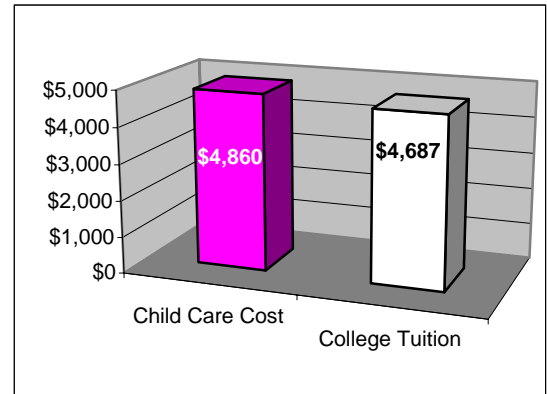
How Much Child Care Do We Have?³

The following community resources exist for Douglas County families.

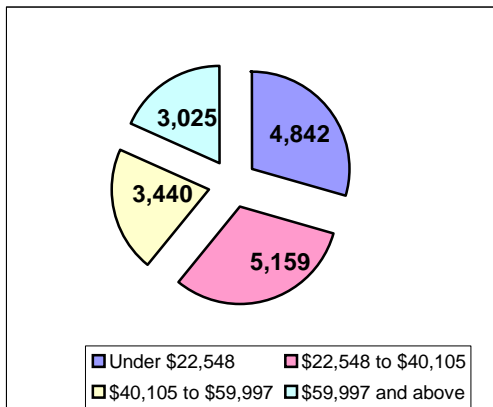
- 1,141 slots in child care and education centers
- 1,417 slots in family child care
- Oregon's goal is to have 25 *visible* slots for every 100 children. Douglas County has 16 per 100 children.

How Much Does Child Care Cost? Is It Affordable?⁴

- Average annual cost of toddler care in child care centers \$4,860
- Average annual college tuition \$4,687
- Earnings of a minimum wage worker \$14,664
- Care of a toddler as a % of minimum wage 33.1%



Number of Children by Family Income Groupings⁵



Number of Children Whose Families are Getting Help in Paying for Child Care⁶

- 319 children age 3-4 years enrolled in Head Start (59% of eligible)
- 713 children age 0-12 years receiving state assistance with part or all of their child care costs

For Information About Child Care in Douglas County, Contact:

Family Connections of Douglas County
 815 SE Oak St
 Roseburg, Oregon 97470
 (541) 672-7955 or toll-free 1-800-443-0812
 Fax: (541) 957-2302
 Email: referrals@ucanccap.org
 Web: <http://www.ucanccap.org>

³ County data provided by local Child Care Resource and Referral Network (CCR&R) using Child Care Division regulatory and local data. Visible slots refer to care in child care centers and family care homes identified by the local CCR&R.

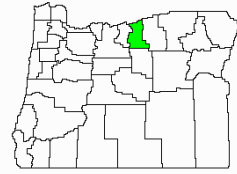
⁴ County-level cost of toddler care provided by local CCR&R. Oregon minimum wage as of January 2004. Average annual tuition for a full-time undergraduate student of Oregon State University, Portland State University, and University of Oregon during the 2003-2004 academic year.

⁵ Using Oregon Population Survey data we divided households with children under 13 into quarters based on household income. Statewide, a quarter of all houses fall into each of these income categories. For counties other than Marion, Multnomah, and Washington, sample size was too small to create a county estimate and estimates represent those of the region in which the county is located. Although statewide a quarter of families fall into each income group, at the regional level the percentage in each income group may be larger or smaller than a quarter.

⁶ Head Start data provided by Head Start Collaboration Project, Oregon Department of Education. Subsidy data provided by Department of Human Services.

Child Care and Education in Gilliam County

Situated in north central Oregon, Gilliam County is rural. Child care availability is lower than much of the state. Child care is slightly more affordable but children live in families with less income. The following county profile highlights the status of child care and education in Gilliam County.



A Provider's Story as told to their Child Care Resource and Referral

"Setting up my child care business was hard work. It was great to have all of the assistance of the child care resource & referral staff. They were both wonderful help." – A family child care provider in Condon

Large farms and wind turbines dominate the area, and one of the largest employers is Waste Management. With just one child care center and only a few family child care homes, working parents also rely on relatives and friends for child care. The loss of just one provider can adversely affect the local supply. Family Care Resource & Referral CCR&R is working to increase and retain the supply of good, affordable child care by offering providers professional consultations and ongoing assistance.

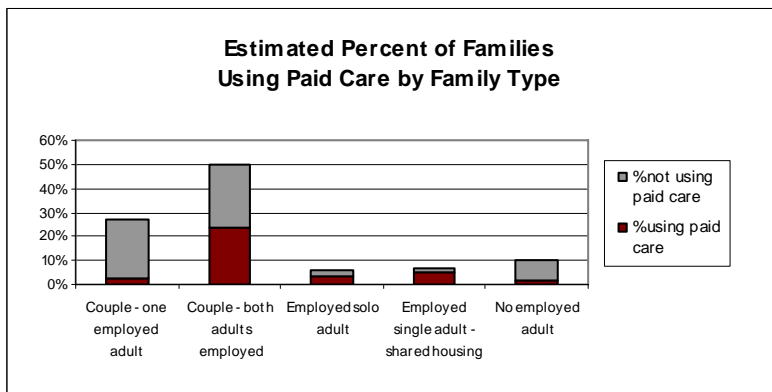
How Many Children Under 13 Live in Gilliam County?¹

In 2004, there were 290 children age 0-12 years:

- 88 children age 0-4 years
- 118 children age 5-9 years
- 84 children age 10-12 years

How Many Families Use Paid Care and How Many Children Under 13 are in Paid Care?²

Use of child care depends on age of children, marital status of parents, and employment status of parents.



- 77% of families with children under 13 are headed by two parents where one or both are employed
- 63% of families with children under 13 have a single employed or two employed parents
- 37% of families with children under 13 have at least one parent who is not in the paid workforce
- 34% of families with children under 13 use paid care
- Families use an average of 23.8 hours of paid care per week

Prepared by Bobbie Weber of the Oregon Child Care Research Partnership, Oregon State University; Becky Vorpagel of Information Architecture, consultant to the Oregon Child Care Resource and Referral Network; and Ben Kujala of the Oregon Child Care Resource and Referral Network.

¹ County data generated by the Center for Population Research and Census at Portland State University.

² Percentages of children by family type and use of paid care from analysis of Oregon Progress Board's Oregon Population Survey, 2004. Sample size not adequate to calculate use of paid care family type at regional level. Graph combines regional family type estimates and statewide estimates of use of paid care by family type. Estimate for use of paid care is regional estimate.

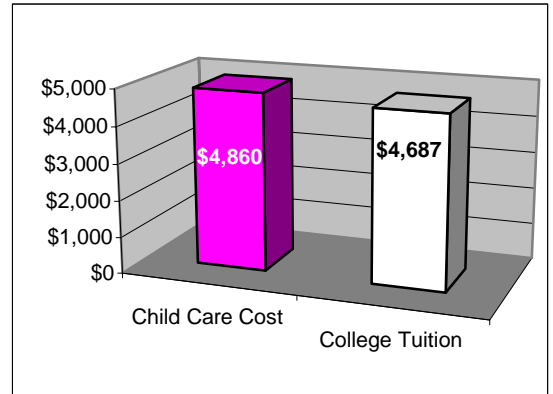
How Much Child Care Do We Have?³

The following community resources exist for Gilliam County families.

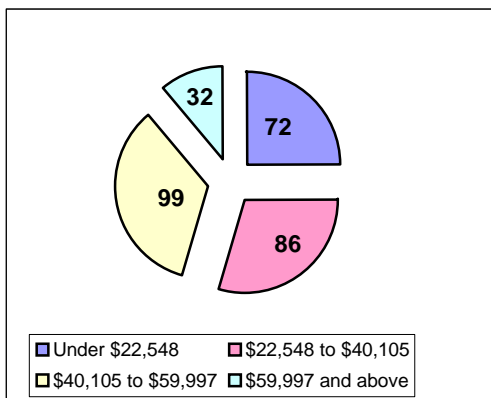
- ❑ 46 slots in child care and education centers
- ❑ 28 slots in family child care
- ❑ Oregon's goal is to have 25 *visible* slots for every 100 children. Gilliam County has 26 per 100 children.

How Much Does Child Care Cost? Is It Affordable?⁴

- ❑ Average annual cost of toddler care in child care centers \$4,860
- ❑ Average annual college tuition \$4,687
- ❑ Earnings of a minimum wage worker \$14,664
- ❑ Care of a toddler as a % of minimum wage 33.1%



Number of Children by Family Income Groupings⁵



Number of Children Whose Families are Getting Help in Paying for Child Care⁶

- 16 children age 3-4 years enrolled in Head Start (all eligible children served)
- 3 children age 0-12 years receiving state assistance with part or all of their child care costs

For Information About Child Care in Gilliam County, Contact:

Family Care Resource & Referral
 PO Box 425, Moro, Oregon 97039 (Mailing)
 300 Dewey St, Moro, OR 97039 (Physical)
 1-877-279-8262
 Fax: (541) 565-3434

³ County data provided by local Child Care Resource and Referral Network (CCR&R) using Child Care Division regulatory and local data. Visible slots refer to care in child care centers and family care homes identified by the local CCR&R.

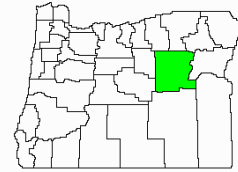
⁴ County-level cost of toddler care provided by local CCR&R. Oregon minimum wage as of January 2004. Average annual tuition for a full-time undergraduate student of Oregon State University, Portland State University, and University of Oregon during the 2003-2004 academic year.

⁵ Using Oregon Population Survey data we divided households with children under 13 into quarters based on household income. Statewide, a quarter of all houses fall into each of these income categories. For counties other than Marion, Multnomah, and Washington, sample size was too small to create a county estimate and estimates represent those of the region in which the county is located. Although statewide a quarter of families fall into each income group, at the regional level the percentage in each income group may be larger or smaller than a quarter.

⁶ Head Start data provided by Head Start Collaboration Project, Oregon Department of Education. Subsidy data provided by Department of Human Services.

Child Care and Education in Grant County

Situated in northeastern Oregon, Grant County is composed of small rural communities that are struggling economically. Children live in families with less income. Grant County has a large percentage of children in centers or certified family child care homes. The following county profile highlights the statistics of child care in Grant County.



A Parent's Story as told to their Child Care Resource and Referral

"With my schedule, I'm frustrated at trying to find the care I need and that I can afford." – A typical request to the child care resource and referral agency

Many jobs here are seasonal or part-time with evening and weekend shifts, so families sometimes have a hard time finding child care. While all communities have preschools, just one center accommodates school-age children, and one certified family home cares for infants and toddlers. All are served by Story Time Express, an early literacy program from Child Care Resource & Referral, a program of Training & Employment Consortium.

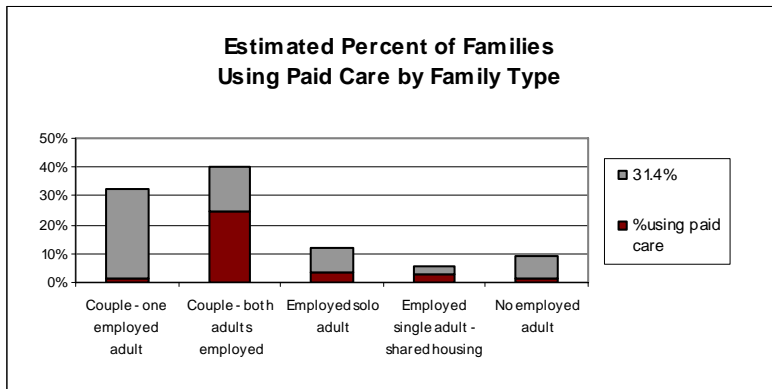
How Many Children Under 13 Live in Grant County?¹

In 2004, there were 1,254 children age 0-12 years:

- 349 children age 0-4 years
- 555 children age 5-9 years
- 350 children age 10-12 years

How Many Families Use Paid Care and How Many Children Under 13 are in Paid Care?²

Use of child care depends on age of children, marital status of parents, and employment status of parents.



- 73% of families with children under 13 are headed by two parents where one or both are employed
- 58% of families with children under 13 have a single employed or two employed parents
- 42% of families with children under 13 have at least one parent who is not in the paid workforce
- 27% of families with children under 13 use paid care
- Families use an average of 41.4 hours of paid care per week

Prepared by Bobbie Weber of the Oregon Child Care Research Partnership, Oregon State University; Becky Vorpapel of Information Architecture, consultant to the Oregon Child Care Resource and Referral Network; and Ben Kujala of the Oregon Child Care Resource and Referral Network.

¹ County data generated by the Center for Population Research and Census at Portland State University.

² Percentages of children by family type and use of paid care from analysis of Oregon Progress Board's Oregon Population Survey, 2004. Sample size not adequate to calculate use of paid care family type at regional level. Graph combines regional family type estimates and statewide estimates of use of paid care by family type. Estimate for use of paid care is regional estimate.

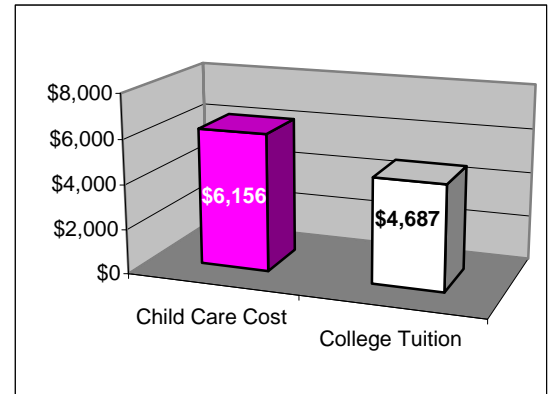
How Much Child Care Do We Have?³

The following community resources exist for Grant County families.

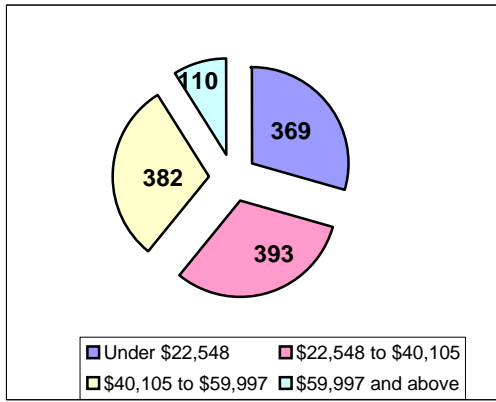
- ❑ 136 slots in child care and education centers
- ❑ 55 slots in family child care
- ❑ Oregon's goal is to have 25 *visible* slots for every 100 children. Grant County has 15 per 100 children.

How Much Does Child Care Cost? Is It Affordable?⁴

- ❑ Average annual cost of toddler care in child care centers \$6,156
- ❑ Average annual college tuition \$4,687
- ❑ Earnings of a minimum wage worker \$14,664
- ❑ Care of a toddler as a % of minimum wage 41.9%



Number of Children by Family Income Groupings⁵



Number of Children Whose Families are Getting Help in Paying for Child Care⁶

- 19 children age 3-4 years enrolled in Head Start (50% of eligible)
- 20 children age 0-12 years receiving state assistance with part or all of their child care costs

For Information About Child Care in Grant County, Contact:

Child Care Resource & Referral
 PO Box 278, Canyon City, Oregon 97820 (Mailing)
 118 Washington Street, Canyon City, Oregon 97820 (Physical)
 (541) 575-0210 or toll-free 1-800-956-0324
 Fax: (541) 575-2302
 Email: CCRRAssist@tecteam.org
 Website: www.trainingemployment.org

³ County data provided by local Child Care Resource and Referral Network (CCR&R) using Child Care Division regulatory and local data. Visible slots refer to care in child care centers and family care homes identified by the local CCR&R.

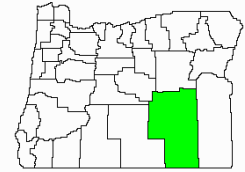
⁴ County-level cost of toddler care provided by local CCR&R. Oregon minimum wage as of January 2004. Average annual tuition for a full-time undergraduate student of Oregon State University, Portland State University, and University of Oregon during the 2003-2004 academic year.

⁵ Using Oregon Population Survey data we divided households with children under 13 into quarters based on household income. Statewide, a quarter of all houses fall into each of these income categories. For counties other than Marion, Multnomah, and Washington, sample size was too small to create a county estimate and estimates represent those of the region in which the county is located. Although statewide a quarter of families fall into each income group, at the regional level the percentage in each income group may be larger or smaller than a quarter.

⁶ Head Start data provided by Head Start Collaboration Project, Oregon Department of Education. Subsidy data provided by Department of Human Services.

Child Care and Education in Harney County

Harney County is a rural community in which there is an insufficient number of quality child care providers to serve the child care needs of the community. There is a significantly low amount of providers who have open child care slots, and even fewer who offer extended hour care. The following information highlights the status of child care in Harney County.



A Parent's Story as told to their Child Care Resource and Referral

"I'm looking for child care to cover the hours I work on evenings and weekends." – A typical request to the child care resource and referral agency

After years of high unemployment, the local economy is beginning to recover. Yet, full-time, family-wage jobs are still scarce. The child care market is suffering as well, and many providers struggle to stay in business. This, in turn, affects the availability of affordable child care, particularly for parents who are working part-time during non-traditional hours. The Child Care Resource & Referral/Training & Employment Consortium is working to recruit and train more providers to help stabilize child care supply.

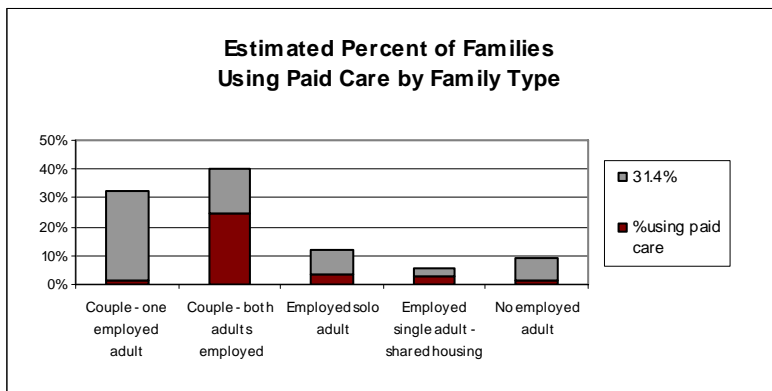
How Many Children Under 13 Live in Harney County?¹

In 2004, there were 1,346 children age 0-12 years:

- 409 children age 0-4 years
- 555 children age 5-9 years
- 382 children age 10-12 years

How Many Families Use Paid Care and How Many Children Under 13 are in Paid Care?²

Use of child care depends on age of children, marital status of parents, and employment status of parents.



- 73% of families with children under 13 are headed by two parents where one or both are employed
- 58% of families with children under 13 have a single employed or two employed parents
- 42% of families with children under 13 have at least one parent who is not in the paid workforce
- 27% of families with children under 13 use paid care
- Families use an average of 41.4 hours of paid care per week

Prepared by Bobbie Weber of the Oregon Child Care Research Partnership, Oregon State University; Becky Vorpapel of Information Architecture, consultant to the Oregon Child Care Resource and Referral Network; and Ben Kujala of the Oregon Child Care Resource and Referral Network.

¹ County data generated by the Center for Population Research and Census at Portland State University.

² Percentages of children by family type and use of paid care from analysis of Oregon Progress Board's Oregon Population Survey, 2004. Sample size not adequate to calculate use of paid care family type at regional level. Graph combines regional family type estimates and statewide estimates of use of paid care by family type. Estimate for use of paid care is regional estimate.

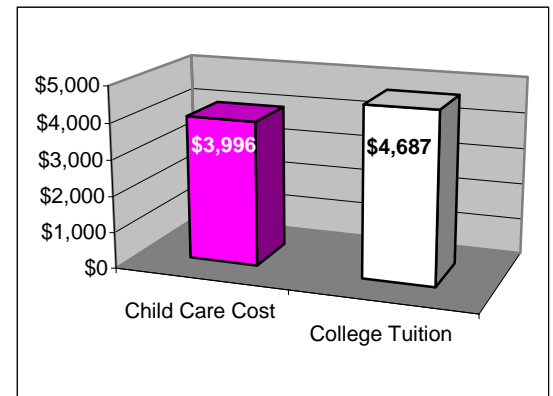
How Much Child Care Do We Have?³

The following community resources exist for Harney County families.

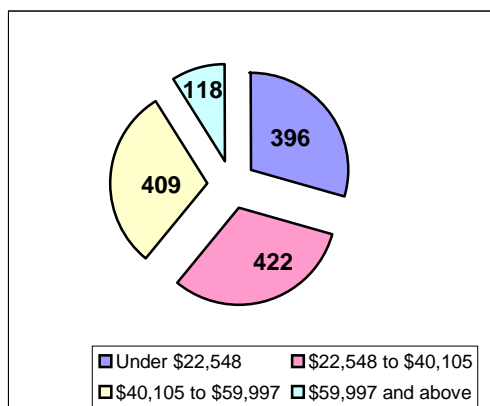
- 20 slots in child care and education centers
- 90 slots in family child care
- Oregon's goal is to have 25 *visible* slots for every 100 children. Harney County has 8 per 100 children.

How Much Does Child Care Cost? Is It Affordable?⁴

- Average annual cost of toddler care in family child care \$3,996
- Average annual college tuition \$4,687
- Earnings of a minimum wage worker \$14,664
- Care of a toddler as a % of minimum wage 27.2%



Number of Children by Family Income Groupings⁵



Number of Children Whose Families are Getting Help in Paying for Child Care⁶

- 80 children age 3-4 years enrolled in Head Start (all eligible children served)
- 39 children age 0-12 years receiving state assistance with part or all of their child care costs

For Information About Child Care in Harney County, Contact:

Child Care Resource and Referral
 90 W Washington
 Burns, Oregon 97720
 (541) 573-6676 or toll free 1-800-956-0324
 Fax: (541) 573-5432
 Email: CCRRAssist@tecteam.org
 Website: www.trainingemployment.org

³ County data provided by local Child Care Resource and Referral Network (CCR&R) using Child Care Division regulatory and local data. Visible slots refer to care in child care centers and family care homes identified by the local CCR&R.

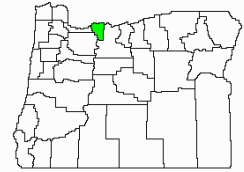
⁴ County-level cost of toddler care provided by local CCR&R. Oregon minimum wage as of January 2004. Average annual tuition for a full-time undergraduate student of Oregon State University, Portland State University, and University of Oregon during the 2003-2004 academic year.

⁵ Using Oregon Population Survey data we divided households with children under 13 into quarters based on household income. Statewide, a quarter of all houses fall into each of these income categories. For counties other than Marion, Multnomah, and Washington, sample size was too small to create a county estimate and estimates represent those of the region in which the county is located. Although statewide a quarter of families fall into each income group, at the regional level the percentage in each income group may be larger or smaller than a quarter.

⁶ Head Start data provided by Head Start Collaboration Project, Oregon Department of Education. Subsidy data provided by Department of Human Services.

Child Care and Education in Hood River County

At the heart of the Columbia River Gorge National Scenic Area is Hood River County. The area's fruit, including new vineyards and wineries, Mt. Hood, and the Columbia River offer beautiful scenery and recreational opportunities. Population has grown with 30% housing providing second homes for seasonal residents. Tourists arriving for white water rafting, windsurfing, kite boarding increase the population, especially during the warm seasons. Twenty five percent of the population is Hispanic. While there are several centers, many families use informal care with relatives and friends. Cost of care has increased significantly. There is need for evening and weekend care for workers in service industries as well as the tourist population.



A Parent's Story as told to their Child Care Resource and Referral

A parent working evenings and weekends was desperate to find child care after an ultimatum from her employer: Find care in three days or leave. With few child care providers offering odd-hours care, she had little choice. – A parent's request to the local child care resource and referral agency

Child care during evenings and weekends is a growing need in Hood River, especially during the summer when tourism is important to the economy. In addition, an increase in the birth rate drives the need for more providers who will take children under two. So, with support from Hood River County Commission on Children and Families, Child Care Partners CCR&R is recruiting and training new providers and awarding mini-grants to support improvements to child care homes and facilities.

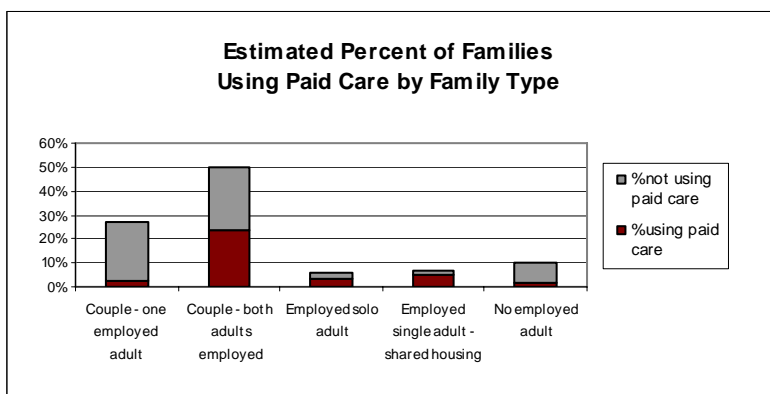
How Many Children Under 13 Live in Hood River County?¹

In 2004, there were 4,288 children age 0-12 years:

- 1,605 children age 0-4 years
- 1,675 children age 5-9 years
- 1,008 children age 10-12 years

How Many Families Use Paid Care and How Many Children Under 13 are in Paid Care?²

Use of child care depends on age of children, marital status of parents, and employment status of parents.



- 77% of families with children under 13 are headed by two parents where one or both are employed
- 63% of families with children under 13 have a single employed or two employed parents
- 37% of families with children under 13 have at least one parent who is not in the paid workforce
- 34% of families with children under 13 use paid care
- Families use an average of 23.8 hours of paid care per week

Prepared by Bobbie Weber of the Oregon Child Care Research Partnership, Oregon State University; Becky Vorpagel of Information Architecture, consultant to the Oregon Child Care Resource and Referral Network; and Ben Kujala of the Oregon Child Care Resource and Referral Network.

¹ County data generated by the Center for Population Research and Census at Portland State University.

² Percentages of children by family type and use of paid care from analysis of Oregon Progress Board's Oregon Population Survey, 2004. Sample size not adequate to calculate use of paid care family type at regional level. Graph combines regional family type estimates and statewide estimates of use of paid care by family type. Estimate for use of paid care is regional estimate.

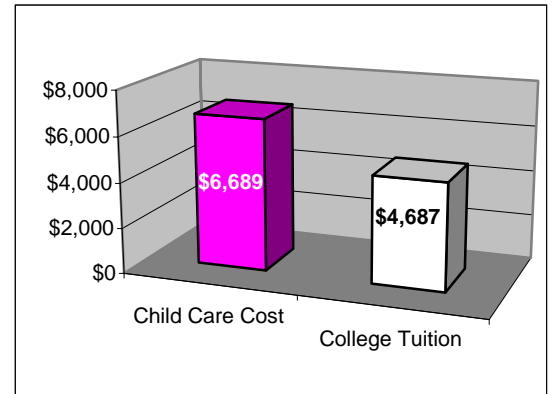
How Much Child Care Do We Have?³

The following community resources exist for Hood River County families.

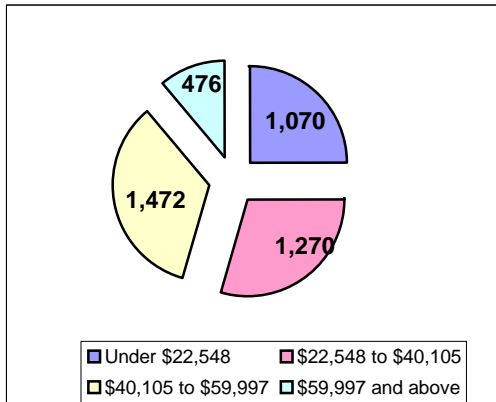
- 651 slots in child care and education centers
- 253 slots in family child care
- Oregon's goal is to have 25 *visible* slots for every 100 children. Hood River County has 21 per 100 children.

How Much Does Child Care Cost? Is It Affordable?⁴

- Average annual cost of toddler care in child care centers \$6,689
- Average annual college tuition \$4,687
- Earnings of a minimum wage worker \$14,664
- Care of a toddler as a % of minimum wage 45.6%



Number of Children by Family Income Groupings⁵



Number of Children Whose Families are Getting Help in Paying for Child Care⁶

- 111 children age 3-4 years enrolled in Head Start (83% of eligible)
- 54 children age 0-12 years receiving state assistance with part or all of their child care costs

For Information About Child Care in Hood River County, Contact:

Child Care Partners
 Columbia Gorge Community College
 400 East Scenic Drive
 The Dalles, Oregon 97058
 (541) 506-6131 or toll-free 1-800-755-1143 (Mon.-Thurs.); (541) 386-6300 ext.211 (Fri.)
 Fax: (541) 298-3104
 Email: ccp@cgcc.cc.or.us
 Web: <http://www.cgcc.cc.or.us/>

³ County data provided by local Child Care Resource and Referral Network (CCR&R) using Child Care Division regulatory and local data. Visible slots refer to care in child care centers and family care homes identified by the local CCR&R.

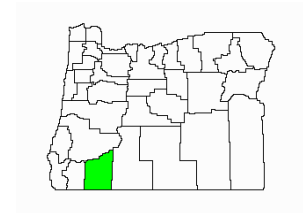
⁴ County-level cost of toddler care provided by local CCR&R. Oregon minimum wage as of January 2004. Average annual tuition for a full-time undergraduate student of Oregon State University, Portland State University, and University of Oregon during the 2003-2004 academic year.

⁵ Using Oregon Population Survey data we divided households with children under 13 into quarters based on household income. Statewide, a quarter of all houses fall into each of these income categories. For counties other than Marion, Multnomah, and Washington, sample size was too small to create a county estimate and estimates represent those of the region in which the county is located. Although statewide a quarter of families fall into each income group, at the regional level the percentage in each income group may be larger or smaller than a quarter.

⁶ Head Start data provided by Head Start Collaboration Project, Oregon Department of Education. Subsidy data provided by Department of Human Services.

Child Care and Education in Jackson County

Jackson County relies more heavily than other comparable urban counties on family child care for its child care supply. Jackson County parents, who pay for care in the open market, struggle to locate infant/toddler care and late night/weekend care. This is especially a problem for Jackson County since the local economy is based on regional health services and retail sales.



A Parent's Story as told to their Child Care Resource and Referral

A family child care provider listed with the Child Care Resource Network of The Job Council was hesitant to care for a two-year-old boy who uses a walker. The agency arranged for a nurse consultant from the health department to work directly with the provider to successfully address her questions and concerns about caring for a child with special needs.

With the county's population increasing faster than the statewide average, child care supply is a concern, particularly for infants and toddlers and children with special needs. To address the demand, the Child Care Quality Improvement project offers stipends and tuition to providers who agree to remain in the profession for a specific time. In addition, the Oregon Child Care Health Consultation Demonstration Program with state and local funding offers nurse consultations and site visits to child care providers.

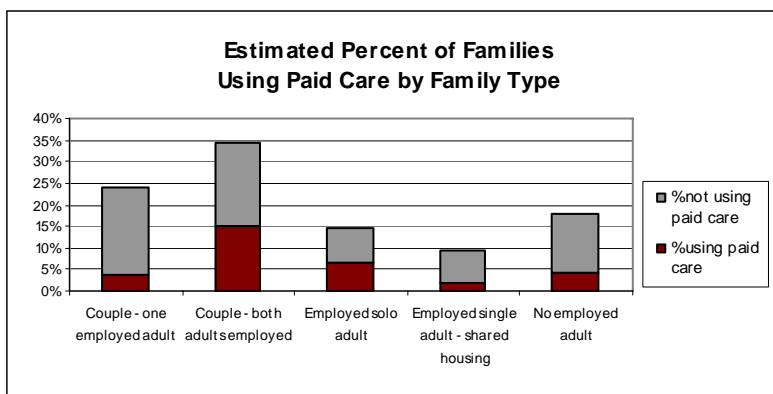
How Many Children Under 13 Live in Jackson County?¹

In 2004, there were 32,024 children age 0-12 years:

- 10,586 children age 0-4 years
- 13,048 children age 5-9 years
- 8,390 children age 10-12 years

How Many Families Use Paid Care and How Many Children Under 13 are in Paid Care?²

Use of child care depends on age of children, marital status of parents, and employment status of parents.



- 58% of families with children under 13 are headed by two parents where one or both are employed
- 58% of families with children under 13 have a single employed or two employed parents
- 42% of families with children under 13 have at least one parent who is not in the paid workforce
- 31% of families with children under 13 use paid care
- Families use an average of 28.9 hours of paid care per week

Prepared by Bobbie Weber of the Oregon Child Care Research Partnership, Oregon State University; Becky Vorpapel of Information Architecture, consultant to the Oregon Child Care Resource and Referral Network; and Ben Kujala of the Oregon Child Care Resource and Referral Network.

¹ County data generated by the Center for Population Research and Census at Portland State University.

² Percentages of children by family type and use of paid care from analysis of Oregon Progress Board's Oregon Population Survey, 2004. Sample size not adequate to calculate use of paid care family type at regional level. Graph combines regional family type estimates and statewide estimates of use of paid care by family type. Estimate for use of paid care is regional estimate.

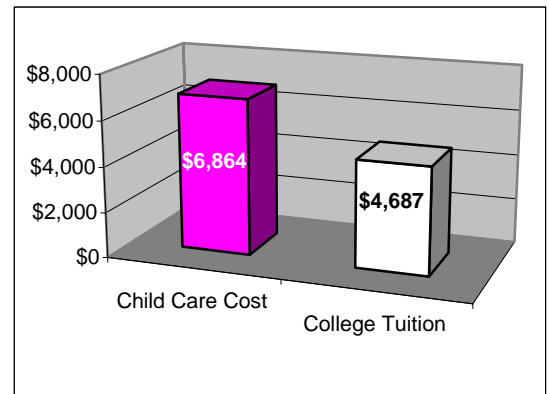
How Much Child Care Do We Have?³

The following community resources exist for Jackson County families.

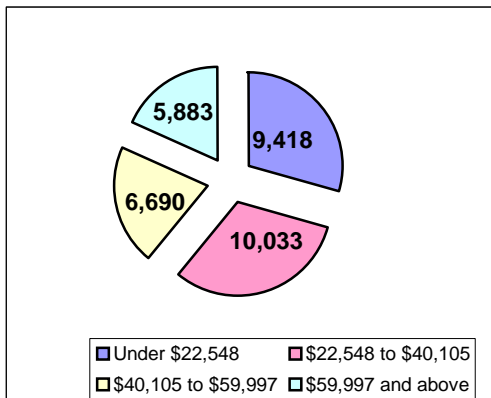
- ❑ 2,825 slots in child care and education centers
- ❑ 2,155 slots in family child care
- ❑ Oregon's goal is to have 25 *visible* slots for every 100 children. Jackson County has 16 per 100 children.

How Much Does Child Care Cost? Is It Affordable?⁴

- ❑ Average annual cost of toddler care in child care centers \$6,864
- ❑ Average annual college tuition \$4,687
- ❑ Earnings of a minimum wage worker \$14,664
- ❑ Care of a toddler as a % of minimum wage 46.8%



Number of Children by Family Income Groupings⁵



Number of Children Whose Families are Getting Help in Paying for Child Care⁶

- 552 children age 3-4 years enrolled in Head Start (59% of eligible)
- 1,325 children age 0-12 years receiving state assistance with part or all of their child care costs

For Information About Child Care in Jackson County, Contact:

Child Care Resource Network
 The Job Council
 673 Market Street
 Medford, Oregon 97504
 (541) 776-5100 or toll-free 1-800-866-9034
 Fax: (541) 776-5125
 Email: CCRNReferrals@jobcouncil.org
 Web site: <http://www.jobcouncil.org/>

³ County data provided by local Child Care Resource and Referral Network (CCR&R) using Child Care Division regulatory and local data. Visible slots refer to care in child care centers and family care homes identified by the local CCR&R.

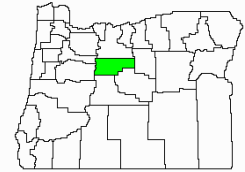
⁴ County-level cost of toddler care provided by local CCR&R. Oregon minimum wage as of January 2004. Average annual tuition for a full-time undergraduate student of Oregon State University, Portland State University, and University of Oregon during the 2003-2004 academic year.

⁵ Using Oregon Population Survey data we divided households with children under 13 into quarters based on household income. Statewide, a quarter of all houses fall into each of these income categories. For counties other than Marion, Multnomah, and Washington, sample size was too small to create a county estimate and estimates represent those of the region in which the county is located. Although statewide a quarter of families fall into each income group, at the regional level the percentage in each income group may be larger or smaller than a quarter.

⁶ Head Start data provided by Head Start Collaboration Project, Oregon Department of Education. Subsidy data provided by Department of Human Services.

Child Care and Education in Jefferson County

Situated in north central Oregon, Jefferson County is predominantly rural with most incomes being earned from production work, forest products, agriculture, and most recently the addition of a minimum/medium security prison which will employ upwards of 500 employees. Jefferson County has the most culturally diverse population in Central Oregon, with a large Hispanic and Native American (Warm Springs Reservation) population. The following county profile highlights the status of child care and education in Jefferson County.



A Provider's Story as told to their Child Care Resource and Referral

"I really like working with children, but it is hard for me to stay full. There are so many providers who charge \$1 per hour or \$8 a day that parents won't even look my way because I am charging a rate that I can live on." – A Spanish-speaking, registered provider in Jefferson County

Agriculture is the main source of income with 60,000 acres of irrigated land in the county. To attract the business of seasonal agricultural workers, some child care providers discount their rates, undercutting the more established providers who have invested in training and upgrades to improve the quality of their programs. To address this, Child Care Resources CCR&R offers business classes, mentoring and assistance, as well as a support group for Spanish-speaking providers.

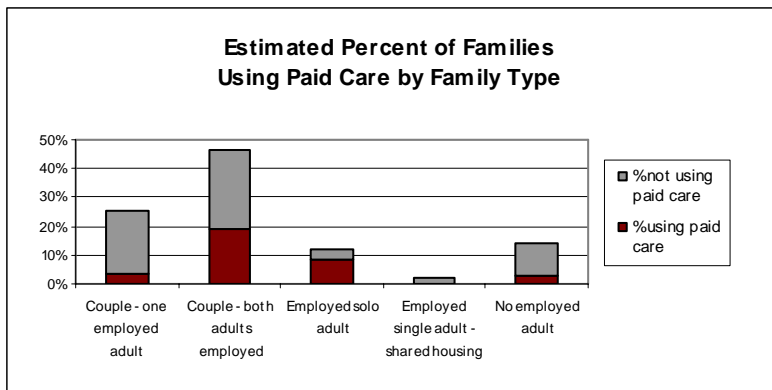
How Many Children Under 13 Live in Jefferson County?¹

In 2004, there were 4,273 children age 0-12 years:

- 1,561 children age 0-4 years
- 1,650 children age 5-9 years
- 1,062 children age 10-12 years

How Many Families Use Paid Care and How Many Children Under 13 are in Paid Care?²

Use of child care depends on age of children, marital status of parents, and employment status of parents.



- 72% of families with children under 13 are headed by two parents where one or both are employed
- 60% of families with children under 13 have a single employed or two employed parents
- 40% of families with children under 13 have at least one parent who is not in the paid workforce
- 32% of families with children under 13 use paid care
- Families use an average of 25.7 hours of paid care per week

Prepared by Bobbie Weber of the Oregon Child Care Research Partnership, Oregon State University; Becky Vorpapel of Information Architecture, consultant to the Oregon Child Care Resource and Referral Network; and Ben Kujala of the Oregon Child Care Resource and Referral Network.

¹ County data generated by the Center for Population Research and Census at Portland State University.

² Percentages of children by family type and use of paid care from analysis of Oregon Progress Board's Oregon Population Survey, 2004. Sample size not adequate to calculate use of paid care family type at regional level. Graph combines regional family type estimates and statewide estimates of use of paid care by family type. Estimate for use of paid care is regional estimate.

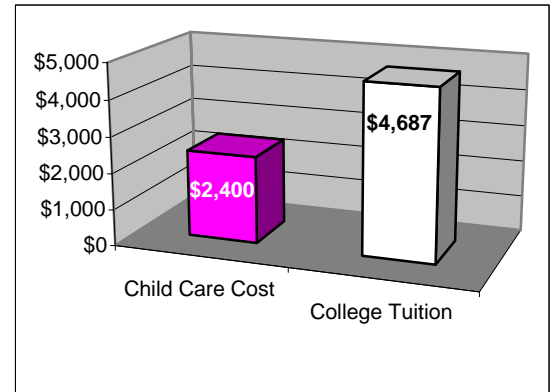
How Much Child Care Do We Have?³

The following community resources exist for Jefferson County families.

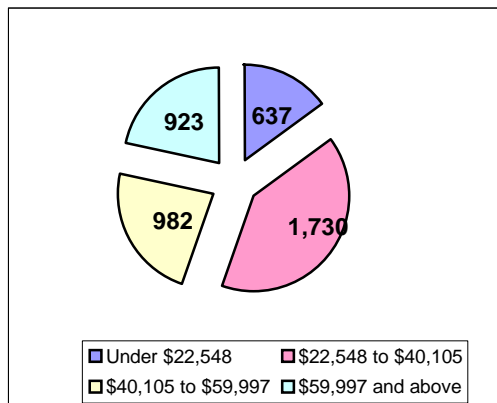
- 432 slots in child care and education centers
- 423 slots in family child care
- Oregon's goal is to have 25 *visible* slots for every 100 children. Jefferson County has 20 per 100 children.

How Much Does Child Care Cost? Is It Affordable?⁴

- Average annual cost of toddler care in child care centers \$2,400
- Average annual college tuition \$4,687
- Earnings of a minimum wage worker \$14,664
- Care of a toddler as a % of minimum wage 16.3%



Number of Children by Family Income Groupings⁵



Number of Children Whose Families are Getting Help in Paying for Child Care⁶

- 202 children age 3-4 years enrolled in Head Start (all eligible children served)
- 117 children age 0-12 years receiving state assistance with part or all of their child care costs

For Information About Child Care in Jefferson County, Contact:

NeighborImpact Child Care Resources
 2303 S W First, Suite A
 Redmond, Oregon 97756
 (541) 548-2380 x113 or toll-free 1-888-298-2672
 Fax: (541) 548-6013
 Email: ccr@neighborimpact.org
 Website: www.neighborimpact.org/ccr.html

³ County data provided by local Child Care Resource and Referral Network (CCR&R) using Child Care Division regulatory and local data. Visible slots refer to care in child care centers and family care homes identified by the local CCR&R.

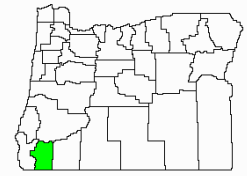
⁴ County-level cost of toddler care provided by local CCR&R. Oregon minimum wage as of January 2004. Average annual tuition for a full-time undergraduate student of Oregon State University, Portland State University, and University of Oregon during the 2003-2004 academic year.

⁵ Using Oregon Population Survey data we divided households with children under 13 into quarters based on household income. Statewide, a quarter of all houses fall into each of these income categories. For counties other than Marion, Multnomah, and Washington, sample size was too small to create a county estimate and estimates represent those of the region in which the county is located. Although statewide a quarter of families fall into each income group, at the regional level the percentage in each income group may be larger or smaller than a quarter.

⁶ Head Start data provided by Head Start Collaboration Project, Oregon Department of Education. Subsidy data provided by Department of Human Services.

Child Care and Education in Josephine County

Josephine County is a very rural county, and as such, struggles with poverty and transportation issues. The supply of all types of child care can be challenging in remote, rural areas of the county. Within the main urban center of the county, Grants Pass, center care is relied upon most by parents who must purchase care in the open market.



A Parent's Story as told to their Child Care Resource and Referral

After moving to a rural community without child care providers, a mother of six sought help from the child care resource and referral agency. There are two child care providers in a town nearby, but neither had a vacancy, much less space for several children. The mother, a former family caseworker, is now training to train to become a family child care provider, herself.

Family-wage jobs are limited here, and so is paid child care, particularly in rural areas. Fortunately, there are many promising child care initiatives. One effort is "Oregon! Ready to Learn" to increase school readiness. Jackson County Commission on Children and Families funds the Child Care Resource Network of The Job Council to train child care providers in best practices for language development, early literacy and brain development for infants and toddlers.

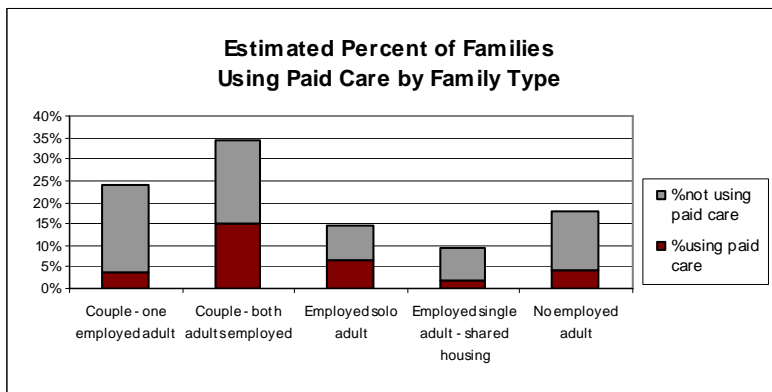
How Many Children Under 13 Live in Josephine County?¹

In 2004, there were 12,290 children age 0-12 years:

- 3,890 children age 0-4 years
- 5,004 children age 5-9 years
- 3,397 children age 10-12 years

How Many Families Use Paid Care and How Many Children Under 13 are in Paid Care?²

Use of child care depends on age of children, marital status of parents, and employment status of parents.



- 58% of families with children under 13 are headed by two parents where one or both are employed
- 58% of families with children under 13 have a single employed or two employed parents
- 42% of families with children under 13 have at least one parent who is not in the paid workforce
- 31% of families with children under 13 use paid care
- Families use an average of 28.9 hours of paid care per week

Prepared by Bobbie Weber of the Oregon Child Care Research Partnership, Oregon State University; Becky Vorpagel of Information Architecture, consultant to the Oregon Child Care Resource and Referral Network; and Ben Kujala of the Oregon Child Care Resource and Referral Network.

¹ County data generated by the Center for Population Research and Census at Portland State University.

² Percentages of children by family type and use of paid care from analysis of Oregon Progress Board's Oregon Population Survey, 2004. Sample size not adequate to calculate use of paid care family type at regional level. Graph combines regional family type estimates and statewide estimates of use of paid care by family type. Estimate for use of paid care is regional estimate.

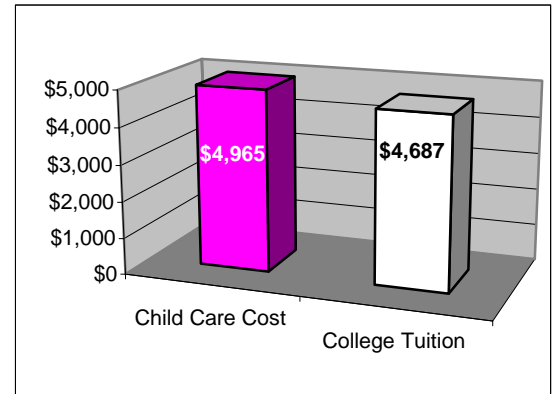
How Much Child Care Do We Have?³

The following community resources exist for Josephine County families.

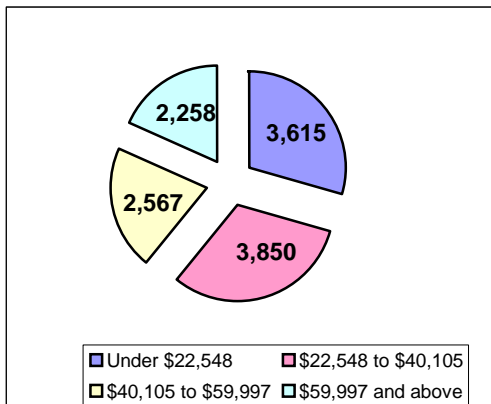
- ❑ 1150 slots in child care and education centers
- ❑ 429 slots in family child care
- ❑ Oregon's goal is to have 25 *visible* slots for every 100 children. Josephine County has 13 per 100 children.

How Much Does Child Care Cost? Is It Affordable?⁴

- ❑ Average annual cost of toddler care in child care centers \$4,965
- ❑ Average annual college tuition \$4,687
- ❑ Earnings of a minimum wage worker \$14,664
- ❑ Care of a toddler as a % of minimum wage 33.8%



Number of Children by Family Income Groupings⁵



Number of Children Whose Families are Getting Help in Paying for Child Care⁶

- 254 children age 3-4 years enrolled in Head Start (52% of eligible)
- 512 children age 0-12 years receiving state assistance with part or all of their child care costs

For Information About Child Care in Josephine County, Contact:

Child Care Resource Network
 The Job Council
 673 Market Street
 Medford, Oregon 97504
 (541) 776-5100 or toll-free 1-800-866-9034
 Fax: (541) 776-5125
 Email: CCRNReferrals@jobcouncil.org
 Web site: <http://www.jobcouncil.org/>

³ County data provided by local Child Care Resource and Referral Network (CCR&R) using Child Care Division regulatory and local data. Visible slots refer to care in child care centers and family care homes identified by the local CCR&R.

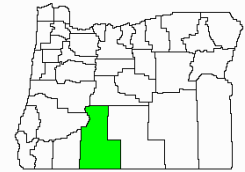
⁴ County-level cost of toddler care provided by local CCR&R. Oregon minimum wage as of January 2004. Average annual tuition for a full-time undergraduate student of Oregon State University, Portland State University, and University of Oregon during the 2003-2004 academic year.

⁵ Using Oregon Population Survey data we divided households with children under 13 into quarters based on household income. Statewide, a quarter of all houses fall into each of these income categories. For counties other than Marion, Multnomah, and Washington, sample size was too small to create a county estimate and estimates represent those of the region in which the county is located. Although statewide a quarter of families fall into each income group, at the regional level the percentage in each income group may be larger or smaller than a quarter.

⁶ Head Start data provided by Head Start Collaboration Project, Oregon Department of Education. Subsidy data provided by Department of Human Services.

Child Care and Education in Klamath County

Situated in south central Oregon and bordering California, Klamath County is the fourth largest county in Oregon. The economy is primarily based on agriculture and cattle ranching.



A Parent's Story as told to their Child Care Resource and Referral

"I was discouraged when I couldn't find child care for all three of our children. Child care resource and referral staff helped me find a provider to care for the baby and then agree to take the older children as soon as she had openings. In the meantime, I enrolled the older children in the YMCA after school program." – A mom from a dual-earner family

The economy has suffered from the loss of higher-wage timber jobs to lower-paid service sector jobs. More parents are working extra hours or taking second jobs to make ends meet. The child care industry has felt the effects too; some providers have opted for better paying occupations. To improve child care supply and quality, the Klamath/Lake Child Care Resource & Referral offers training, mentoring and equipment to new and existing providers.

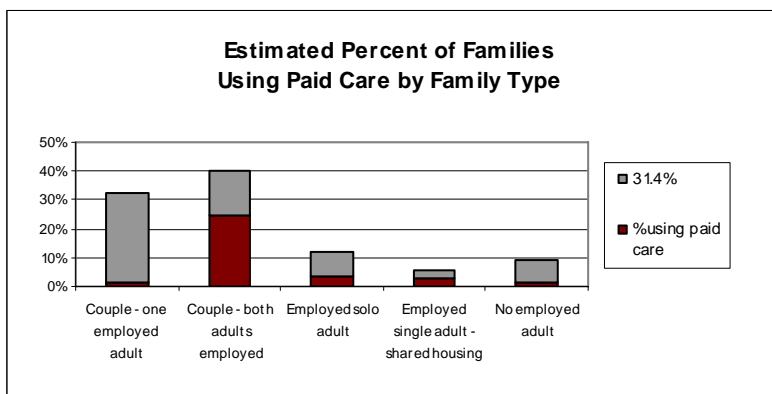
How Many Children Under 13 Live in Klamath County?¹

In 2004, there were 11,704 children age 0-12 years:

- 4,052 children age 0-4 years
- 4,674 children age 5-9 years
- 2,979 children age 10-12 years

How Many Families Use Paid Care and How Many Children Under 13 are in Paid Care?²

Use of child care depends on age of children, marital status of parents, and employment status of parents.



- 73% of families with children under 13 are headed by two parents where one or both are employed
- 58% of families with children under 13 have a single employed or two employed parents
- 42% of families with children under 13 have at least one parent who is not in the paid workforce
- 27% of families with children under 13 use paid care
- Families use an average of 41.4 hours of paid care per week

Prepared by Bobbie Weber of the Oregon Child Care Research Partnership, Oregon State University; Becky Vorpapel of Information Architecture, consultant to the Oregon Child Care Resource and Referral Network; and Ben Kujala of the Oregon Child Care Resource and Referral Network.

¹ County data generated by the Center for Population Research and Census at Portland State University.

² Percentages of children by family type and use of paid care from analysis of Oregon Progress Board's Oregon Population Survey, 2004. Sample size not adequate to calculate use of paid care family type at regional level. Graph combines regional family type estimates and statewide estimates of use of paid care by family type. Estimate for use of paid care is regional estimate.

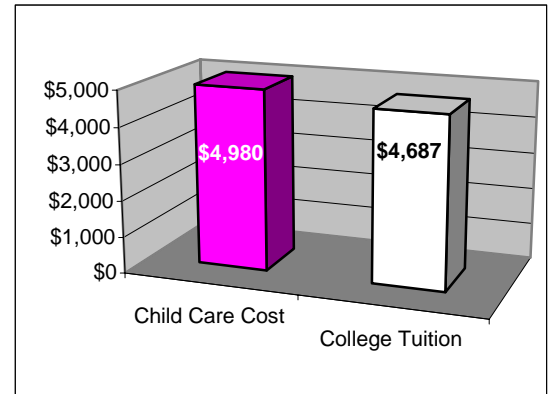
How Much Child Care Do We Have?³

The following community resources exist for Klamath County families.

- ❑ 1,136 slots in child care and education centers
- ❑ 918 slots in family child care
- ❑ Oregon's goal is to have 25 *visible* slots for every 100 children. Klamath County has 18 per 100 children.

How Much Does Child Care Cost? Is It Affordable?⁴

- ❑ Average annual cost of toddler care in child care centers \$4,980
- ❑ Average annual college tuition \$4,687
- ❑ Earnings of a minimum wage worker \$14,664
- ❑ Care of a toddler as a % of minimum wage 33.9%



Number of Children by Family Income Groupings⁵



Number of Children Whose Families are Getting Help in Paying for Child Care⁶

- 309 children age 3-4 years enrolled in Head Start (66% of eligible)
- 383 children age 0-12 years receiving state assistance with part or all of their child care costs

For Information About Child Care in Klamath County, Contact:

Klamath/Lake Child Care Resource and Referral
 1336 Avalon Street
 Klamath Falls, Oregon 97603
 (541) 882-2308 or toll-free 1-800-866-9835
 Fax: (541) 884-6236

³ County data provided by local Child Care Resource and Referral Network (CCR&R) using Child Care Division regulatory and local data. Visible slots refer to care in child care centers and family care homes identified by the local CCR&R.

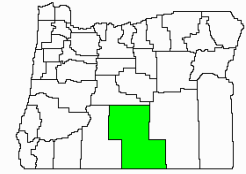
⁴ County-level cost of toddler care provided by local CCR&R. Oregon minimum wage as of January 2004. Average annual tuition for a full-time undergraduate student of Oregon State University, Portland State University, and University of Oregon during the 2003-2004 academic year.

⁵ Using Oregon Population Survey data we divided households with children under 13 into quarters based on household income. Statewide, a quarter of all houses fall into each of these income categories. For counties other than Marion, Multnomah, and Washington, sample size was too small to create a county estimate and estimates represent those of the region in which the county is located. Although statewide a quarter of families fall into each income group, at the regional level the percentage in each income group may be larger or smaller than a quarter.

⁶ Head Start data provided by Head Start Collaboration Project, Oregon Department of Education. Subsidy data provided by Department of Human Services.

Child Care and Education in Lake County

Situated in south central Oregon, Lake County boasts beautiful scenery of the high desert. Primary sources of payroll employment in Lake County are cattle sales and wood products manufacturing. While the size of the labor force in the county is small, there are several job training programs available for residents.



A Parent's Story as told to their Child Care Resource and Referral

"I was offered a position with great pay and benefits, but there was a problem: I would be on call 24/7 and needed child care for my daughter during evenings and weekends. The problem was solved when the child care resource and referral staff suggested I set up arrangements with more than one provider who would take drop-ins. Now, my daughter has two caregivers whom she really likes, and I haven't missed any work for lack of child care." – A single mom in Lake County

The opening of a corrections facility and supporting industries here are driving the demand for more paid child care to aid the expanding workforce. To meet the challenge, Klamath/Lake Child Care Resource & Referral and community partners are offering training, mentoring, supplies, and equipment to startup and existing child care providers.

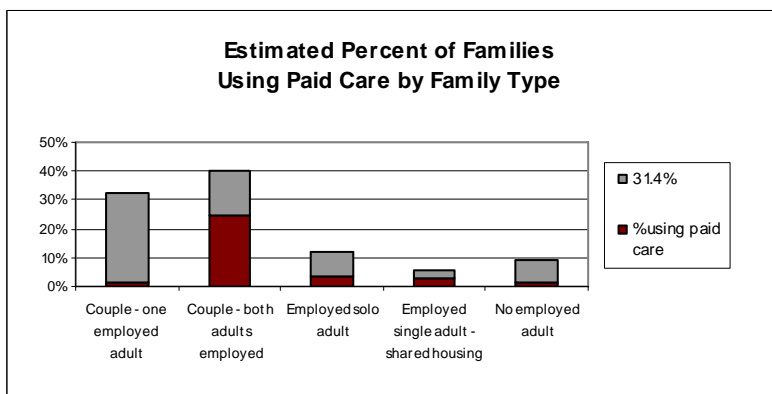
How Many Children Under 13 Live in Lake County?¹

In 2004, there were 1,204 children age 0-12 years:

- 362 children age 0-4 years
- 485 children age 5-9 years
- 357 children age 10-12 years

How Many Families Use Paid Care and How Many Children Under 13 are in Paid Care?²

Use of child care depends on age of children, marital status of parents, and employment status of parents.



- 73% of families with children under 13 are headed by two parents where one or both are employed
- 58% of families with children under 13 have a single employed or two employed parents
- 42% of families with children under 13 have at least one parent who is not in the paid workforce
- 27% of families with children under 13 use paid care
- Families use an average of 41.4 hours of paid care per week

Prepared by Bobbie Weber of the Oregon Child Care Research Partnership, Oregon State University; Becky Vorpagel of Information Architecture, consultant to the Oregon Child Care Resource and Referral Network; and Ben Kujala of the Oregon Child Care Resource and Referral Network.

¹ County data generated by the Center for Population Research and Census at Portland State University.

² Percentages of children by family type and use of paid care from analysis of Oregon Progress Board's Oregon Population Survey, 2004. Sample size not adequate to calculate use of paid care family type at regional level. Graph combines regional family type estimates and statewide estimates of use of paid care by family type. Estimate for use of paid care is regional estimate.

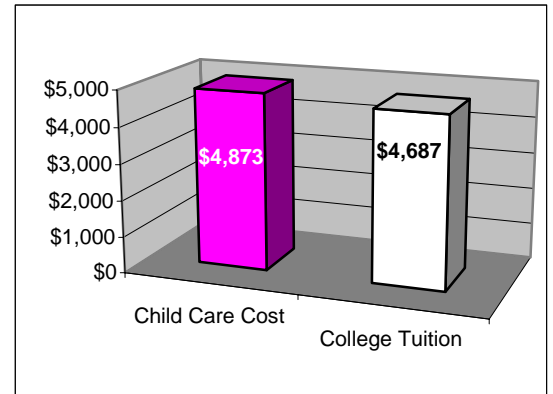
How Much Child Care Do We Have?³

The following community resources exist for Lake County families.

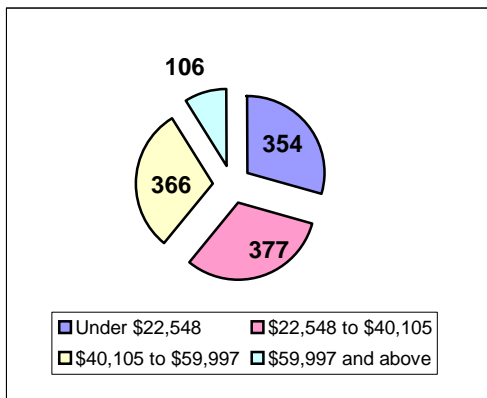
- ❑ 89 slots in child care and education centers
- ❑ 57 slots in family child care
- ❑ Oregon's goal is to have 25 *visible* slots for every 100 children. Lake County has 12 per 100 children.

How Much Does Child Care Cost? Is It Affordable?⁴

- ❑ Average annual cost of toddler care in child care centers \$4,873
- ❑ Average annual college tuition \$4,687
- ❑ Earnings of a minimum wage worker \$14,664
- ❑ Care of a toddler as a % of minimum wage 33.2%



Number of Children by Family Income Groupings⁵



Number of Children Whose Families are Getting Help in Paying for Child Care⁶

- 49 children age 3-4 years enrolled in Head Start (all eligible children served)
- 33 children age 0-12 years receiving state assistance with part or all of their child care costs

For Information About Child Care in Lake County, Contact:

Klamath/Lake Child Care Resource and Referral
 PO Box 7862
 Klamath Falls, Oregon 97602
 1-800-866-9385

³ County data provided by local Child Care Resource and Referral Network (CCR&R) using Child Care Division regulatory and local data. Visible slots refer to care in child care centers and family care homes identified by the local CCR&R.

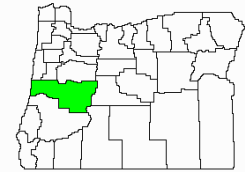
⁴ County-level cost of toddler care provided by local CCR&R. Oregon minimum wage as of January 2004. Average annual tuition for a full-time undergraduate student of Oregon State University, Portland State University, and University of Oregon during the 2003-2004 academic year.

⁵ Using Oregon Population Survey data we divided households with children under 13 into quarters based on household income. Statewide, a quarter of all houses fall into each of these income categories. For counties other than Marion, Multnomah, and Washington, sample size was too small to create a county estimate and estimates represent those of the region in which the county is located. Although statewide a quarter of families fall into each income group, at the regional level the percentage in each income group may be larger or smaller than a quarter.

⁶ Head Start data provided by Head Start Collaboration Project, Oregon Department of Education. Subsidy data provided by Department of Human Services.

Child Care and Education in Lane County

With its spectacular mountain ranges, raging whitewater tucked into lush valleys, dramatic and pristine ocean beaches, abundant farmlands and misty rain forests, Lane County is known for its unparalleled natural beauty. Like its landscape, Lane County's child care picture is complex. The current surge of employment, combined with the increasing numbers of mothers of young children in the workforce, has placed a tremendous burden on the child care system. Child care for infants, toddlers, or in rural areas is often scarce or non-existent. An increasing population of Spanish-speakers has impacted the demand for services in Spanish. Although Lane has long been associated with high quality programs for children and families, there are ongoing challenges to having an effective early childhood care and education system in Lane County.



A Child Care Resource & Referral Agency's Story

"Our community is stepping up to help meet families' child care needs through the development of programs that address the 'trilemma' of child care – quality, affordability and accessibility." – Lane Family Connections

The expansion of several large employers and more companies relocating means more jobs for Lane County. Meanwhile, the child care industry has lost providers to more lucrative careers. Fortunately, two promising initiatives are addressing the supply of quality child care: the Child Care Enhancement Program funded through the Oregon Child Care Contribution Tax Credit to subsidize provider wages, and the Lane Early Childhood System Development Project, integrating healthcare within early childhood settings.

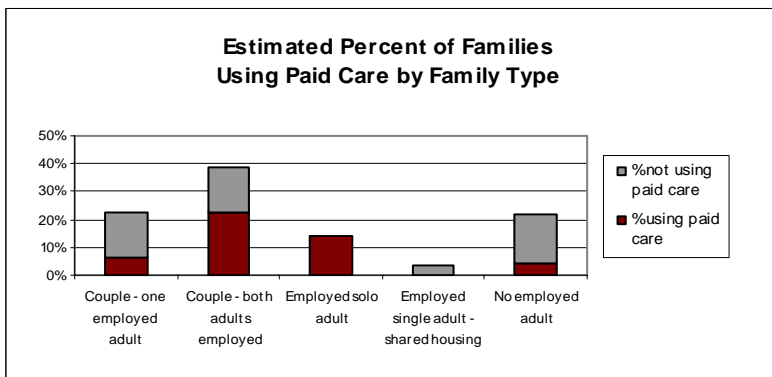
How Many Children Under 13 Live in Lane County?¹

In 2004, there were 52,537 children age 0-12 years:

- 18,319 children age 0-4 years
- 20,708 children age 5-9 years
- 13,510 children age 10-12 years

How Many Families Use Paid Care and How Many Children Under 13 are in Paid Care?²

Use of child care depends on age of children, marital status of parents, and employment status of parents.



- 64% of families with children under 13 are headed by two parents where one or both are employed
- 56% of families with children under 13 have a single employed or two employed parents
- 44% of families with children under 13 have at least one parent who is not in the paid workforce
- 45% of families with children under 13 use paid care
- Families use an average of 40.8 hours of paid care per week

Prepared by Bobbie Weber of the Oregon Child Care Research Partnership, Oregon State University; Becky Vorpagel of Information Architecture, consultant to the Oregon Child Care Resource and Referral Network; and Ben Kujala of the Oregon Child Care Resource and Referral Network.

¹ County data generated by the Center for Population Research and Census at Portland State University.

² Percentages of children by family type and use of paid care from analysis of Oregon Progress Board's Oregon Population Survey, 2004. Sample size not adequate to calculate use of paid care family type at regional level. Graph combines regional family type estimates and statewide estimates of use of paid care by family type. Estimate for use of paid care is regional estimate.

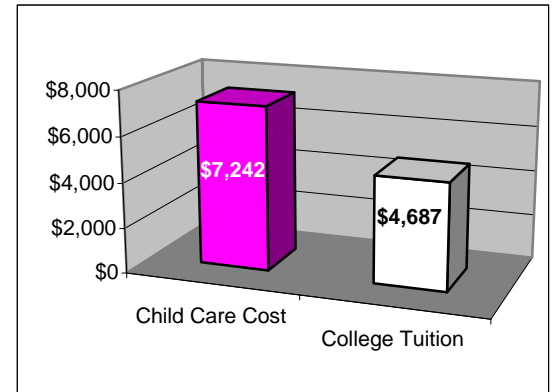
How Much Child Care Do We Have?³

The following community resources exist for Lane County families.

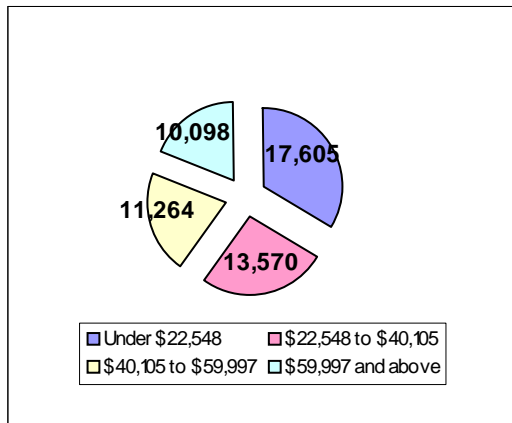
- 6,874 slots in child care and education centers
- 3,431 slots in family child care
- Oregon's goal is to have 25 *visible* slots for every 100 children. Lane County has 20 per 100 children.

How Much Does Child Care Cost? Is It Affordable?⁴

- Average annual cost of toddler care in child care centers \$7,242
- Average annual college tuition \$4,687
- Earnings of a minimum wage worker \$14,664
- Care of a toddler as a % of minimum wage 49.3%



Number of Children by Family Income Groupings⁵



Number of Children Whose Families are Getting Help in Paying for Child Care⁶

- 809 children age 3-4 years enrolled in Head Start (51% of eligible)
- 2,360 children age 0-12 years receiving state assistance with part or all of their child care costs

For Information About Child Care in Lane County, Contact:

Lane Family Connections
 Lane Community College
 4000 E 30th Ave
 Eugene, Oregon 97405
 Phone: (541) 463-3954 or toll-free 1-800-222-3290
 Fax: (541) 463-4724
 Email: LFC@lanecc.edu
 Web: <http://lanecc.edu/lfc>

³ County data provided by local Child Care Resource and Referral Network (CCR&R) using Child Care Division regulatory and local data. Visible slots refer to care in child care centers and family care homes identified by the local CCR&R.

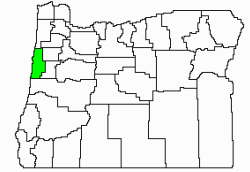
⁴ County-level cost of toddler care provided by local CCR&R. Oregon minimum wage as of January 2004. Average annual tuition for a full-time undergraduate student of Oregon State University, Portland State University, and University of Oregon during the 2003-2004 academic year.

⁵ Using Oregon Population Survey data we divided households with children under 13 into quarters based on household income. Statewide, a quarter of all houses fall into each of these income categories. For counties other than Marion, Multnomah, and Washington, sample size was too small to create a county estimate and estimates represent those of the region in which the county is located. Although statewide a quarter of families fall into each income group, at the regional level the percentage in each income group may be larger or smaller than a quarter.

⁶ Head Start data provided by Head Start Collaboration Project, Oregon Department of Education. Subsidy data provided by Department of Human Services.

Child Care and Education in Lincoln County

Located on a mostly rural portion of Oregon's beautiful central coast, Lincoln County lacks a major metropolitan area and consists of many small communities scattered throughout the geographic region. More than a third of the population lives in rural unincorporated areas. Approximately 45% of children in Lincoln County live in low income families. According to 2000 census data 62% of families with children less than six years of age have all parents in the labor force, necessitating the need for child care. Contributing to the economic barriers Lincoln County families face is the fact that a high percentage of employment is tourism related, including arts, entertainment, recreation, accommodation and food services. These jobs are typically low paying; require evening and weekend hours and schedules that often change weekly.



A Parent's Story as told to their Child Care Resource and Referral

"I had a steady job but due to lack of transportation had to move three times in one year just to find and keep a provider for my infant daughter and preschool aged son, who was within walking distance and open the hours I needed. I finally found a different job with a hotel but then lost that job due to missed work when my child care arrangements fell through." – A single parent in Lincoln County

Because Lincoln County families rely on tourism related jobs parents report difficulty finding and keeping reliable child care. In many respects the search for child care in Lincoln County is harder work than the search for a job. Newport, the county seat, does not have a certified child care center for infants and toddlers, or one that operates during non-traditional hours. One of Lincoln City's centers is losing its financial support. To address child care supply, local partners, including Family Care Connection CCR&R, are working to establish a certified center in Newport for all ages with extended hours. In Lincoln City, Family Care Connection teamed with the Chamber of Commerce and others to establish a nonprofit to build local child care supply.

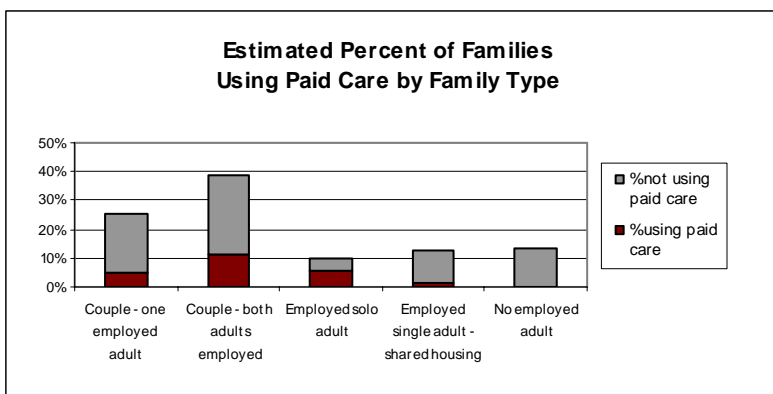
How Many Children Under 13 Live in Lincoln County?¹

In 2004, there were 6,366 children age 0-12 years:

- 2,192 children age 0-4 years
- 2,421 children age 5-9 years
- 1,753 children age 10-12 years

How Many Families Use Paid Care and How Many Children Under 13 are in Paid Care?²

Use of child care depends on age of children, marital status of parents, and employment status of parents.



- 64% of families with children under 13 are headed by two parents where one or both are employed
- 61% of families with children under 13 have a single employed or two employed parents
- 39% of families with children under 13 have at least one parent who is not in the paid workforce
- 21% of families with children under 13 use paid care
- Families use an average of 31 hours of paid care per week

Prepared by Bobbie Weber of the Oregon Child Care Research Partnership, Oregon State University; Becky Vorpagel of Information Architecture, consultant to the Oregon Child Care Resource and Referral Network; and Ben Kujala of the Oregon Child Care Resource and Referral Network.

¹ County data generated by the Center for Population Research and Census at Portland State University.

² Percentages of children by family type and use of paid care from analysis of Oregon Progress Board's Oregon Population Survey, 2004. Sample size not adequate to calculate use of paid care family type at regional level. Graph combines regional family type estimates and statewide estimates of use of paid care by family type. Estimate for use of paid care is regional estimate.

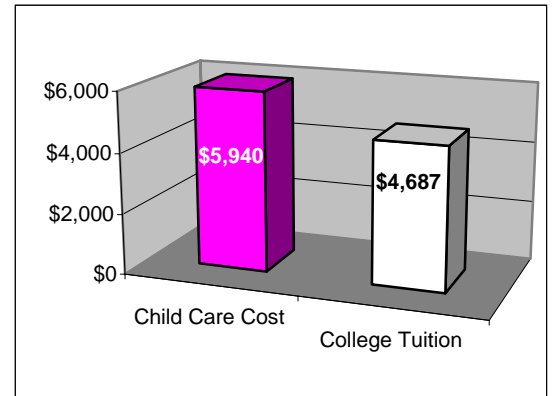
How Much Child Care Do We Have?³

The following community resources exist for Lincoln County families.

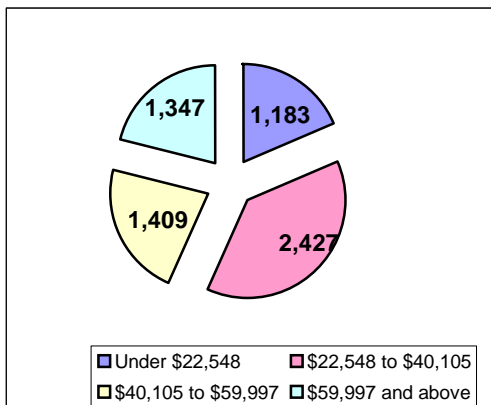
- 485 slots in child care and education centers
- 389 slots in family child care
- Oregon's goal is to have 25 *visible* slots for every 100 children. Lincoln County has 14 per 100 children.

How Much Does Child Care Cost? Is It Affordable?⁴

- Average annual cost of toddler care in child care centers \$5,940
- Average annual college tuition \$4,687
- Earnings of a minimum wage worker \$14,664
- Care of a toddler as a % of minimum wage 40.5%



Number of Children by Family Income Groupings⁵



Number of Children Whose Families are Getting Help in Paying for Child Care⁶

- 178 children age 3-4 years enrolled in Head Start (86% of eligible)
- 272 children age 0-12 years receiving state assistance with part or all of their child care costs

For Information About Child Care in Lincoln County, Contact:

Family Care Connection
 OSU-Lincoln County Extension
 29 SE 2nd Street
 Newport Oregon 97365
 (541) 265-2558 or toll-free 1-800-603-2728
 Fax: (541) 265-3887
 Email: familycareconnection@oregonstate.edu
 Web: <http://extension.oregonstate.edu/lincoln/familycare/fcc.php>

³ County data provided by local Child Care Resource and Referral Network (CCR&R) using Child Care Division regulatory and local data. Visible slots refer to care in child care centers and family care homes identified by the local CCR&R.

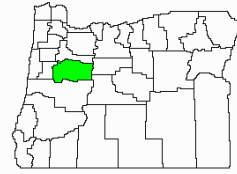
⁴ County-level cost of toddler care provided by local CCR&R. Oregon minimum wage as of January 2004. Average annual tuition for a full-time undergraduate student of Oregon State University, Portland State University, and University of Oregon during the 2003-2004 academic year.

⁵ Using Oregon Population Survey data we divided households with children under 13 into quarters based on household income. Statewide, a quarter of all houses fall into each of these income categories. For counties other than Marion, Multnomah, and Washington, sample size was too small to create a county estimate and estimates represent those of the region in which the county is located. Although statewide a quarter of families fall into each income group, at the regional level the percentage in each income group may be larger or smaller than a quarter.

⁶ Head Start data provided by Head Start Collaboration Project, Oregon Department of Education. Subsidy data provided by Department of Human Services.

Child Care and Education in Linn County

Located in the mid Willamette Valley, Linn County includes a number of communities. Albany is the county seat and also the largest community. Child care is unevenly distributed in the county with the small number of child care centers clustered primarily in Albany and Sweet Home. Family options are limited, especially outside of the large communities. Only two year-round centers in the county serve infants. Family child care homes offer most of the care available in Linn County. Families struggle with paying for care and many express concerns about the quality of care available.



A Parent's Story as told to their Child Care Resource and Referral

"My schedule at the hospital is changing to evenings, and my current provider closes at 6:00 p.m., so I need to find new care arrangements." – A parent's request in Linn County

In Linn County, the availability of child care during evenings, overnight and weekends is very limited. Although some child care providers are willing to provide care during these hours, they lack the resources to modify their programs. To address this need, Family Connections is using grant funding to purchase sleeping mats, blankets, pillows, and other items so that providers can accommodate children from families who work nontraditional hours.

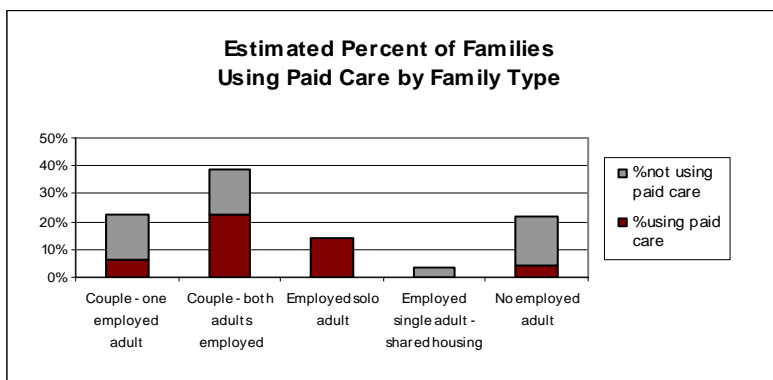
How Many Children Under 13 Live in Linn County?¹

In 2004, there were 19,360 children age 0-12 years:

- 6,988 children age 0-4 years
- 7,579 children age 5-9 years
- 4,793 children age 10-12 years

How Many Families Use Paid Care and How Many Children Under 13 are in Paid Care?²

Use of child care depends on age of children, marital status of parents, and employment status of parents.



- 64% of families with children under 13 are headed by two parents where one or both are employed
- 56% of families with children under 13 have a single employed or two employed parents
- 44% of families with children under 13 have at least one parent who is not in the paid workforce
- 45% of families with children under 13 use paid care
- Families use an average of 40.8 hours of paid care per week

Prepared by Bobbie Weber of the Oregon Child Care Research Partnership, Oregon State University; Becky Vorpagel of Information Architecture, consultant to the Oregon Child Care Resource and Referral Network; and Ben Kujala of the Oregon Child Care Resource and Referral Network.

¹ County data generated by the Center for Population Research and Census at Portland State University.

² Percentages of children by family type and use of paid care from analysis of Oregon Progress Board's Oregon Population Survey, 2004. Sample size not adequate to calculate use of paid care family type at regional level. Graph combines regional family type estimates and statewide estimates of use of paid care by family type. Estimate for use of paid care is regional estimate.

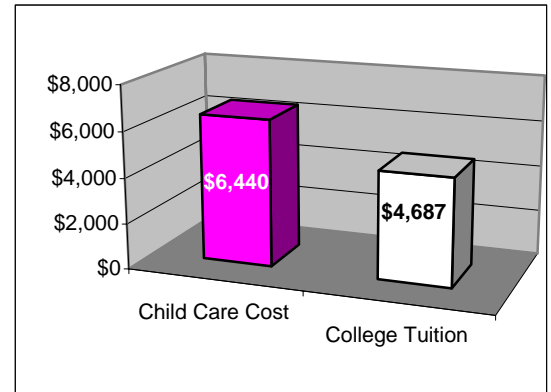
How Much Child Care Do We Have?³

The following community resources exist for Linn County families.

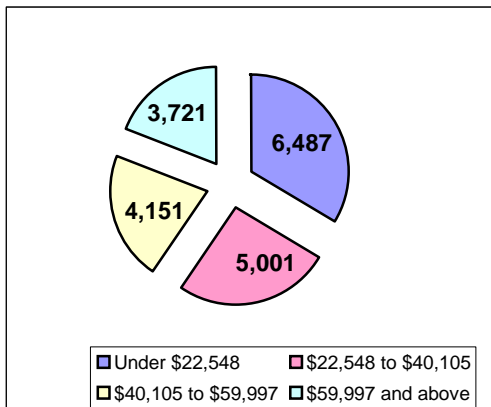
- ❑ 1,416 slots in child care and education centers
- ❑ 1,186 slots in family child care
- ❑ Oregon's goal is to have 25 *visible* slots for every 100 children. Linn County has 13 per 100 children.

How Much Does Child Care Cost? Is It Affordable?⁴

- ❑ Average annual cost of toddler care in child care centers \$6,440
- ❑ Average annual college tuition \$4,687
- ❑ Earnings of a minimum wage worker \$14,664
- ❑ Care of a toddler as a % of minimum wage 43.9%



Number of Children by Family Income Groupings⁵



Number of Children Whose Families are Getting Help in Paying for Child Care⁶

- 296 children age 3-4 years enrolled in Head Start (57% of eligible)
- 724 children age 0-12 years receiving state assistance with part or all of their child care costs

For Information About Child Care in Linn County, Contact:

Family Connections
 Linn-Benton Community College
 6500 SW Pacific Blvd.
 Albany, Oregon 97321
 (541) 917-4899, or toll-free 1-800-845-1363
 Fax: (541) 917-4270
 Email: connect@linnbenton.edu
 Web: <http://www.linnbenton.edu/familyresources/familyconnections>

³ County data provided by local Child Care Resource and Referral Network (CCR&R) using Child Care Division regulatory and local data. Visible slots refer to care in child care centers and family care homes identified by the local CCR&R.

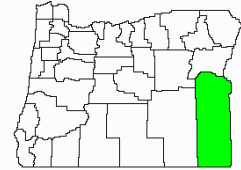
⁴ County-level cost of toddler care provided by local CCR&R. Oregon minimum wage as of January 2004. Average annual tuition for a full-time undergraduate student of Oregon State University, Portland State University, and University of Oregon during the 2003-2004 academic year.

⁵ Using Oregon Population Survey data we divided households with children under 13 into quarters based on household income. Statewide, a quarter of all houses fall into each of these income categories. For counties other than Marion, Multnomah, and Washington, sample size was too small to create a county estimate and estimates represent those of the region in which the county is located. Although statewide a quarter of families fall into each income group, at the regional level the percentage in each income group may be larger or smaller than a quarter.

⁶ Head Start data provided by Head Start Collaboration Project, Oregon Department of Education. Subsidy data provided by Department of Human Services.

Child Care and Education in Malheur County

Malheur County has an economy based on agriculture and is located on the Oregon-Idaho border and the convergence of four rivers. Families come from diverse cultures, with many families speaking Spanish. Child care centers and family child care offer a variety of child care options. Many resources and supports are offered to child care programs. Treasure Valley Community College offers an early childhood degree. A high percentage of employees work part-time, odd hours and weekends. The information provided in the following profile will give a current view of the child care situation for Malheur County.



A Commissions' Story

A key priority of the county is to increase the number of child care slots for working families. – Malheur County Commission on Children and Families

Malheur County's economy depends on farming and tourism; many jobs require shift work, evenings and weekends. Parents have a hard time finding affordable child care, especially for infants and toddlers. Child Care Resource & Referral/Training & Employment Consortium is working to increase the supply and enhance the quality of existing care through early childhood classes and a traveling early literacy program in English and Spanish.

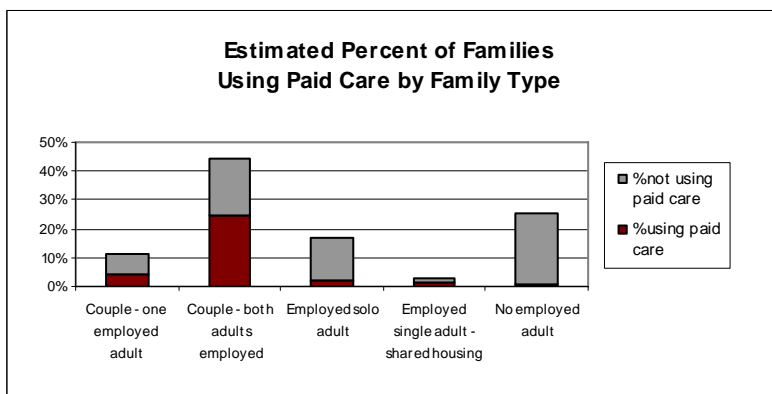
How Many Children Under 13 Live in Malheur County?¹

In 2004, there were 6,269 children age 0-12 years:

- 2,373 children age 0-4 years
- 2,449 children age 5-9 years
- 1,447 children age 10-12 years

How Many Families Use Paid Care and How Many Children Under 13 are in Paid Care?²

Use of child care depends on age of children, marital status of parents, and employment status of parents.



- 55% of families with children under 13 are headed by two parents where one or both are employed
- 64% of families with children under 13 have a single employed or two employed parents
- 36% of families with children under 13 have at least one parent who is not in the paid workforce
- 30% of families with children under 13 use paid care
- Families use an average of 17.8 hours of paid care per week

Prepared by Bobbie Weber of the Oregon Child Care Research Partnership, Oregon State University; Becky Vorpagel of Information Architecture, consultant to the Oregon Child Care Resource and Referral Network; and Ben Kujala of the Oregon Child Care Resource and Referral Network.

¹ County data generated by the Center for Population Research and Census at Portland State University.

² Percentages of children by family type and use of paid care from analysis of Oregon Progress Board's Oregon Population Survey, 2004. Sample size not adequate to calculate use of paid care family type at regional level. Graph combines regional family type estimates and statewide estimates of use of paid care by family type. Estimate for use of paid care is regional estimate.

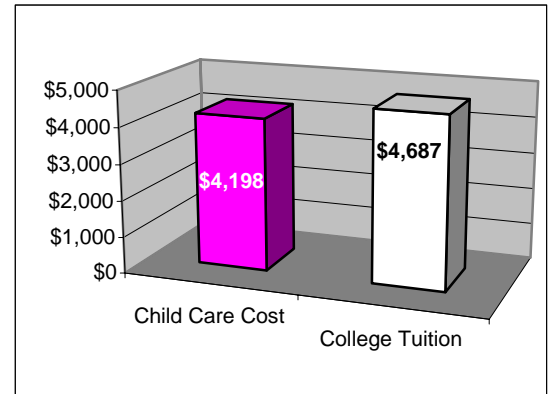
How Much Child Care Do We Have?³

The following community resources exist for Malheur County families.

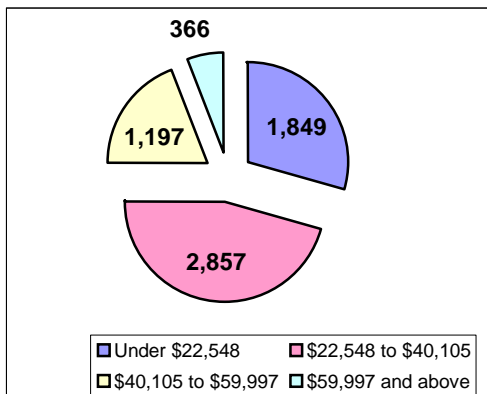
- 542 slots in child care and education centers
- 355 slots in family child care
- Oregon's goal is to have 25 *visible* slots for every 100 children. Malheur County has 14 per 100 children.

How Much Does Child Care Cost? Is It Affordable?⁴

- Average annual cost of toddler care in child care centers \$4,198
- Average annual college tuition \$4,687
- Earnings of a minimum wage worker \$14,664
- Care of a toddler as a % of minimum wage 28.6%



Number of Children by Family Income Groupings⁵



Number of Children Whose Families are Getting Help in Paying for Child Care⁶

- 296 children age 3-4 years enrolled in Head Start (all eligible children served)
- 156 children age 0-12 years receiving state assistance with part or all of their child care costs

For Information About Child Care in Malheur County, Contact:

Malheur County
 190 E Lane
 Ontario, Oregon 97914
 (541) 889-7864 or toll-free 1-800-694-4558
 Fax: (541) 889-4270
 Email: CCRRAssist@tecteam.org
 Website: www.trainingemployment.org

³ County data provided by local Child Care Resource and Referral Network (CCR&R) using Child Care Division regulatory and local data. Visible slots refer to care in child care centers and family care homes identified by the local CCR&R.

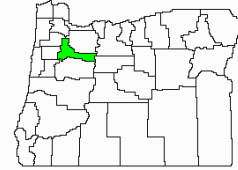
⁴ County-level cost of toddler care provided by local CCR&R. Oregon minimum wage as of January 2004. Average annual tuition for a full-time undergraduate student of Oregon State University, Portland State University, and University of Oregon during the 2003-2004 academic year.

⁵ Using Oregon Population Survey data we divided households with children under 13 into quarters based on household income. Statewide, a quarter of all houses fall into each of these income categories. For counties other than Marion, Multnomah, and Washington, sample size was too small to create a county estimate and estimates represent those of the region in which the county is located. Although statewide a quarter of families fall into each income group, at the regional level the percentage in each income group may be larger or smaller than a quarter.

⁶ Head Start data provided by Head Start Collaboration Project, Oregon Department of Education. Subsidy data provided by Department of Human Services.

Child Care and Education in Marion County

A majority of the requests for care in this area are for infant and toddler-aged children. Currently, the percentage of children under age five is increasing dramatically. Child care providers in this area are, on the average, connected to each other and the resources available to them. Within this county, child care is more readily available than in nearby counties due to the larger cities and more developed areas.



A Provider's Story as told to their Child Care Resource and Referral

"My own children learn and play with the children in my inclusive child care program. I'm proud that my children have learned to value all children as individuals and to encourage their friends at school to see others as they do too." – A Salem-area bilingual child care provider who cares for children with special needs

Agriculture is important to the local economy, as are lumber, manufacturing, and education, but government is the main employer. The population is diverse; some 17% are Latino with another 1%, other ethnicities. Russian- and Spanish-speaking residents drive the need for more bilingual services and supports, including child care. Through a partnership with Western Oregon University, the child care resource and referral agency, Child Care Information Service, is training bilingual providers to care for children with special needs.

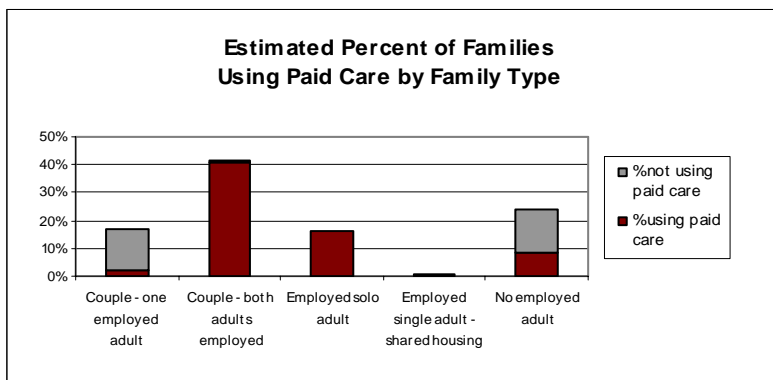
How Many Children Under 13 Live in Marion County?¹

In 2004, there were 59,094 children age 0-12 years:

- 22,929 children age 0-4 years
- 22,817 children age 5-9 years
- 13,349 children age 10-12 years

How Many Families Use Paid Care and How Many Children Under 13 are in Paid Care?²

Use of child care depends on age of children, marital status of parents, and employment status of parents.



- 59% of families with children under 13 are headed by two parents where one or both are employed
- 59% of families with children under 13 have a single employed or two employed parents
- 41% of families with children under 13 have at least one parent who is not in the paid workforce
- 65% of families with children under 13 use paid care
- Families use an average of 36.6 hours of paid care per week

Prepared by Bobbie Weber of the Oregon Child Care Research Partnership, Oregon State University; Becky Vorpagel of Information Architecture, consultant to the Oregon Child Care Resource and Referral Network; and Ben Kujala of the Oregon Child Care Resource and Referral Network.

¹ County data generated by the Center for Population Research and Census at Portland State University.

² Percentages of children by family type and use of paid care from analysis of Oregon Progress Board's Oregon Population Survey, 2004.

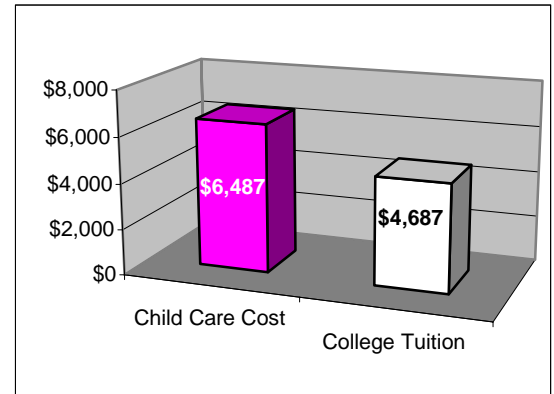
How Much Child Care Do We Have?³

The following community resources exist for Marion County families.

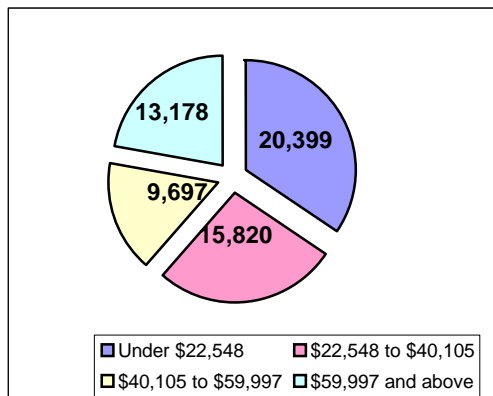
- ❑ 5,182 slots in child care and education centers
- ❑ 3,875 slots in family child care
- ❑ Oregon's goal is to have 25 *visible* slots for every 100 children. Marion County has 15 per 100 children.

How Much Does Child Care Cost? Is It Affordable?⁴

- ❑ Average annual cost of toddler care in child care centers \$6,487
- ❑ Average annual college tuition \$4,687
- ❑ Earnings of a minimum wage worker \$14,664
- ❑ Care of a toddler as a % of minimum wage 44.2%



Number of Children by Family Income Groupings⁵



Number of Children Whose Families are Getting Help in Paying for Child Care⁶

- 821 children age 3-4 years enrolled in Head Start (39% of eligible)
- 2,416 children age 0-12 years receiving state assistance with part or all of their child care costs

For Information About Child Care in Marion County, Contact:

Child Care Information Service
 2475 Center St NE
 Salem, Oregon 97301
 (503) 585-2491 or toll-free 1-800-289-5533
 Fax: (503) 375-7580
 Email: ccis@open.org
 Web site: <http://www.open.org/ccis>

³ County data provided by local Child Care Resource and Referral Network (CCR&R) using Child Care Division regulatory and local data. Visible slots refer to care in child care centers and family care homes identified by the local CCR&R.

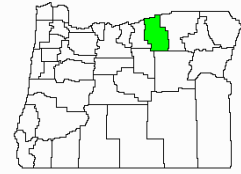
⁴ County-level cost of toddler care provided by local CCR&R. Oregon minimum wage as of January 2004. Average annual tuition for a full-time undergraduate student of Oregon State University, Portland State University, and University of Oregon during the 2003-2004 academic year.

⁵ Using Oregon Population Survey data we divided households with children under 13 into quarters based on household income. Statewide, a quarter of all houses fall into each of these income categories. For counties other than Marion, Multnomah, and Washington, sample size was too small to create a county estimate and estimates represent those of the region in which the county is located. Although statewide a quarter of families fall into each income group, at the regional level the percentage in each income group may be larger or smaller than a quarter.

⁶ Head Start data provided by Head Start Collaboration Project, Oregon Department of Education. Subsidy data provided by Department of Human Services.

Child Care and Education in Morrow County

Morrow County, situated in rural eastern Oregon, is continuing to experience tremendous growth in industry, services and residential housing. As the workforce population continues to grow in these counties, so does the need for quality child care.



A Provider's Story as told to their Child Care Resource and Referral

"With the help and training I received from Child Care Resource and Referral, I was able to start my own successful business as a child care provider." – A new family child care provider in Morrow County

Agriculture provides most jobs which are seasonal with rotating schedules, and parents have a hard time locating quality care to accommodate their schedules. A growing Latino population prompts the need for more child care providers who share the language and culture. Child Care Resource & Referral serving Umatilla and Morrow Counties is making special efforts to recruit Spanish-speaking providers and those who offer care during evenings and weekends. The CCR&R helps new providers meet state requirements and offers scholarships for startup costs and training.

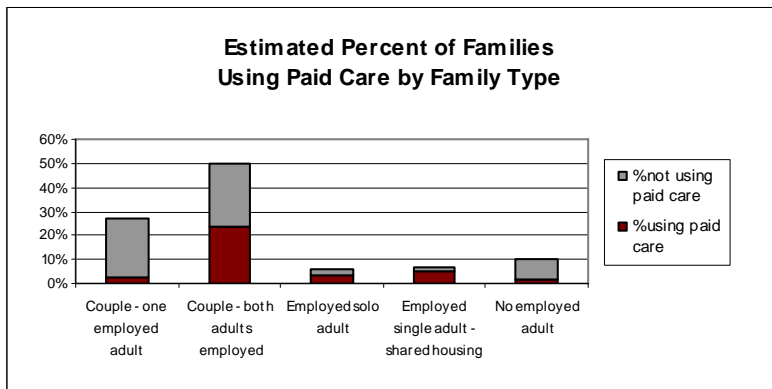
How Many Children Under 13 Live in Morrow County?¹

In 2004, there were 2,474 children age 0-12 years:

- 828 children age 0-4 years
- 1,058 children age 5-9 years
- 588 children age 10-12 years

How Many Families Use Paid Care and How Many Children Under 13 are in Paid Care?²

Use of child care depends on age of children, marital status of parents, and employment status of parents.



- 77% of families with children under 13 are headed by two parents where one or both are employed
- 63% of families with children under 13 have a single employed or two employed parents
- 37% of families with children under 13 have at least one parent who is not in the paid workforce
- 34% of families with children under 13 use paid care
- Families use an average of 23.8 hours of paid care per week

Prepared by Bobbie Weber of the Oregon Child Care Research Partnership, Oregon State University; Becky Vorpapel of Information Architecture, consultant to the Oregon Child Care Resource and Referral Network; and Ben Kujala of the Oregon Child Care Resource and Referral Network.

¹ County data generated by the Center for Population Research and Census at Portland State University.

² Percentages of children by family type and use of paid care from analysis of Oregon Progress Board's Oregon Population Survey, 2004. Sample size not adequate to calculate use of paid care family type at regional level. Graph combines regional family type estimates and statewide estimates of use of paid care by family type. Estimate for use of paid care is regional estimate.

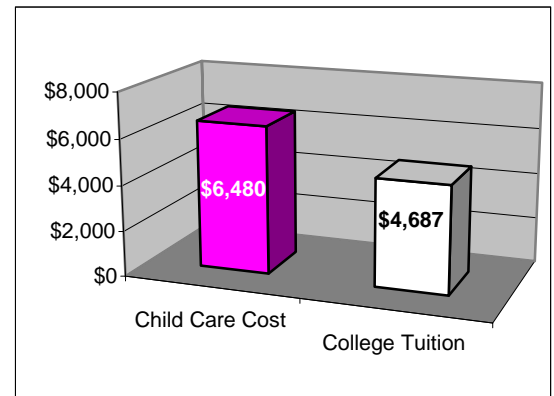
How Much Child Care Do We Have?³

The following community resources exist for Morrow County families.

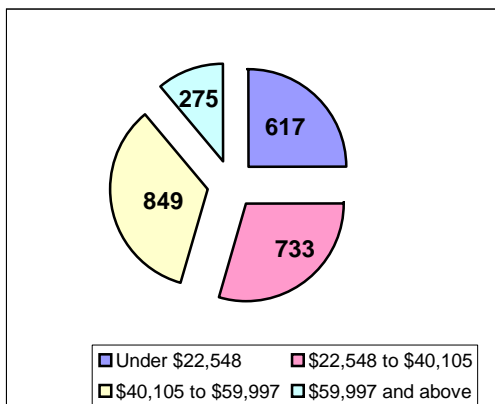
- ❑ 130 slots in child care and education centers
- ❑ 122 slots in family child care
- ❑ Oregon's goal is to have 25 *visible* slots for every 100 children. Morrow County has 10 per 100 children.

How Much Does Child Care Cost? Is It Affordable?⁴

- ❑ Average annual cost of toddler care in child care centers \$6,480
- ❑ Average annual college tuition \$4,687
- ❑ Earnings of a minimum wage worker \$14,664
- ❑ Care of a toddler as a % of minimum wage 44.1%



Number of Children by Family Income Groupings⁵



Number of Children Whose Families are Getting Help in Paying for Child Care⁶

- 58 children age 3-4 years enrolled in Head Start (69% of eligible)
- 58 children age 0-12 years receiving state assistance with part or all of their child care costs

For Information About Child Care in Morrow County, Contact:

Child Care Resource & Referral
 Umatilla-Morrow Head Start, Inc
 103 SW Kinkade
 Boardman, Oregon 97818
 (541) 564-6878 or toll-free 1-800-559-5878
 Fax: (541) 564-6879
 Email : crr@umchs.org
 Web : <http://www.umchs.org/>

³ County data provided by local Child Care Resource and Referral Network (CCR&R) using Child Care Division regulatory and local data. Visible slots refer to care in child care centers and family care homes identified by the local CCR&R.

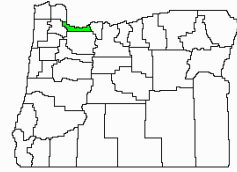
⁴ County-level cost of toddler care provided by local CCR&R. Oregon minimum wage as of January 2004. Average annual tuition for a full-time undergraduate student of Oregon State University, Portland State University, and University of Oregon during the 2003-2004 academic year.

⁵ Using Oregon Population Survey data we divided households with children under 13 into quarters based on household income. Statewide, a quarter of all houses fall into each of these income categories. For counties other than Marion, Multnomah, and Washington, sample size was too small to create a county estimate and estimates represent those of the region in which the county is located. Although statewide a quarter of families fall into each income group, at the regional level the percentage in each income group may be larger or smaller than a quarter.

⁶ Head Start data provided by Head Start Collaboration Project, Oregon Department of Education. Subsidy data provided by Department of Human Services.

Child Care and Education in Multnomah County

Multnomah County is the smallest Oregon County geographically and yet it contains approximately 20% of the state's population due to the high density found in Portland and the surrounding area. Children under the age of five represent seven percent of the population, approximately 47,000. Twenty-nine percent of these children are in some type of child care. The child care provided is broadly defined to include all types of care ranging from full day child care to part day preschool experiences and care provided by family, friends, and neighbors. All individuals providing child care have opportunities for education and support services. These services are also offered for providers whose language is other than English, which represents sixteen percent of the population. This is a high priority for the county.



A Parent's Story as told to their Child Care Resource and Referral

" Thank you for explaining the different child care options and for helping me find a provider who accepts payments from the state's direct pay unit." – A parent in Multnomah County

Multnomah County is home to Oregon's largest and most diverse population. The Child Care Resource & Referral provides multi-lingual services to meet the needs of all parents for referrals and assistance. A broad array of training for providers is conducted in Russian, Spanish, Vietnamese, and Chinese. The county funds a Resource Team for child care providers in the areas of early childhood education, business development, behavioral health, and health services. In addition, providers are supported through a lending library, mini-grants, and provider networks.

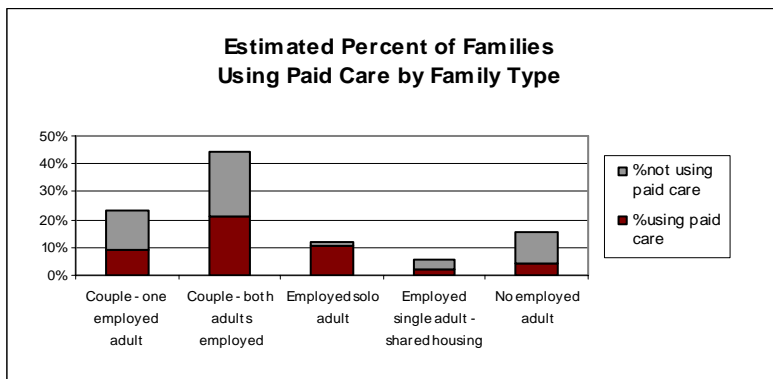
How Many Children Under 13 Live in Multnomah County?¹

In 2004, there were 114,525 children age 0-12 years:

- 47,026 children age 0-4 years
- 42,774 children age 5-9 years
- 24,726 children age 10-12 years

How Many Families Use Paid Care and How Many Children Under 13 are in Paid Care²

Use of child care depends on age of children, marital status of parents, and employment status of parents.



- 68% of families with children under 13 are headed by two parents where one or both are employed
- 62% of families with children under 13 have a single employed or two employed parents
- 39% of families with children under 13 have at least one parent who is not in the paid workforce
- 41% of families with children under 13 use paid care
- Families use an average of 22.1 hours of paid care per week

Prepared by Bobbie Weber of the Oregon Child Care Research Partnership, Oregon State University; Becky Vorpagel of Information Architecture, consultant to the Oregon Child Care Resource and Referral Network; and Ben Kujala of the Oregon Child Care Resource and Referral Network.

¹ County data generated by the Center for Population Research and Census at Portland State University.

² Percentages of children by family type and use of paid care from analysis of Oregon Progress Board's Oregon Population Survey, 2004.

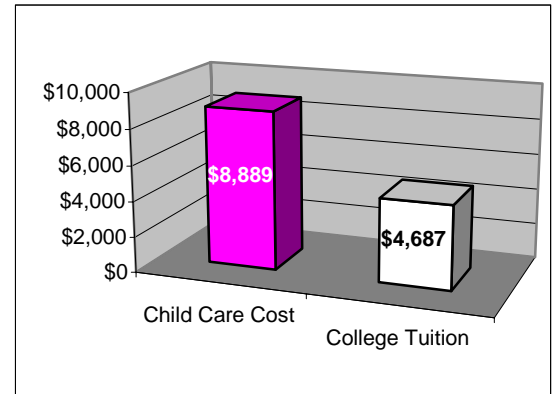
How Much Child Care Do We Have?³

The following community resources exist for Multnomah County families.

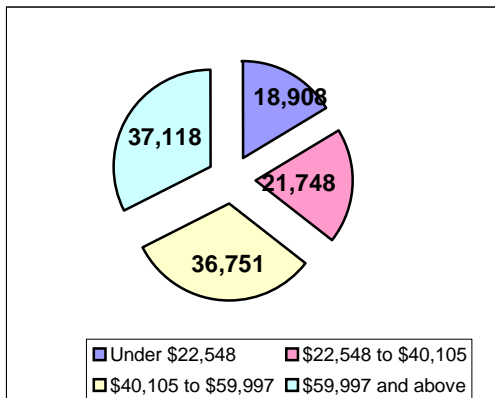
- ❑ 14,996 slots in child care and education centers
- ❑ 6,338 slots in family child care
- ❑ Oregon's goal is to have 25 *visible* slots for every 100 children. Multnomah County has 19 per 100 children

How Much Does Child Care Cost? Is It Affordable?⁴

- ❑ Average annual cost of toddler care in child care centers \$8,889
- ❑ Average annual college tuition \$4,687
- ❑ Earnings of a minimum wage worker \$14,664
- ❑ Care of a toddler as a % of minimum wage 60.6%



Number of Children by Family Income Groupings⁵



Number of Children Whose Families are Getting Help in Paying for Child Care⁶

- 1,943 children age 3-4 years enrolled in Head Start (64% of eligible)
- 4,231 children age 0-12 years receiving state assistance with part or all of their child care costs

For Information About Child Care in Multnomah County, Contact:

Child Care Resource & Referral of Multnomah County
 1006 SE Grand, Ste 100B
 Portland, Oregon 97214
 (503) 548-4400 or toll-free 1-866-227-5529
 Fax: (503) 473-8429
 Email: info@ccrr-mc.org
 Web: www.ccrr-mc.org

³ County data provided by local Child Care Resource and Referral Network (CCR&R) using Child Care Division regulatory and local data. Visible slots refer to care in child care centers and family care homes identified by the local CCR&R.

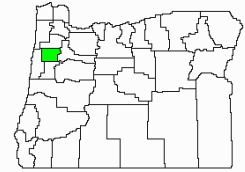
⁴ County-level cost of toddler care provided by local CCR&R. Oregon minimum wage as of January 2004. Average annual tuition for a full-time undergraduate student of Oregon State University, Portland State University, and University of Oregon during the 2003-2004 academic year.

⁵ Using Oregon Population Survey data we divided households with children under 13 into quarters based on household income. Statewide, a quarter of all houses fall into each of these income categories. For counties other than Marion, Multnomah, and Washington, sample size was too small to create a county estimate and estimates represent those of the region in which the county is located. Although statewide a quarter of families fall into each income group, at the regional level the percentage in each income group may be larger or smaller than a quarter.

⁶ Head Start data provided by Head Start Collaboration Project, Oregon Department of Education. Subsidy data provided by Department of Human Services.

Child Care and Education in Polk County

This county is predominantly rural. Some of the towns are very small and child care is limited. It is not uncommon in certain areas for there to only be one to two registered child care providers available to these small cities.



A Parent's Story as told to their Child Care Resource and Referral

"I usually have a waiting list of parents who are looking for care for their babies and toddlers." – A family child care provider in Polk County

Polk County families who pay for child care rely primarily on family child care homes, since there are few centers here. Child care for infants and toddlers is especially hard to find, and for too many families, child care is not affordable. Child Care Information Service CCR&R is working with Polk County Children and Families Commission to improve the quality of available care through provider training and professional development. Cash incentives encourage providers to complete training to upgrade their program, and follow-up assistance and mentoring is also available.

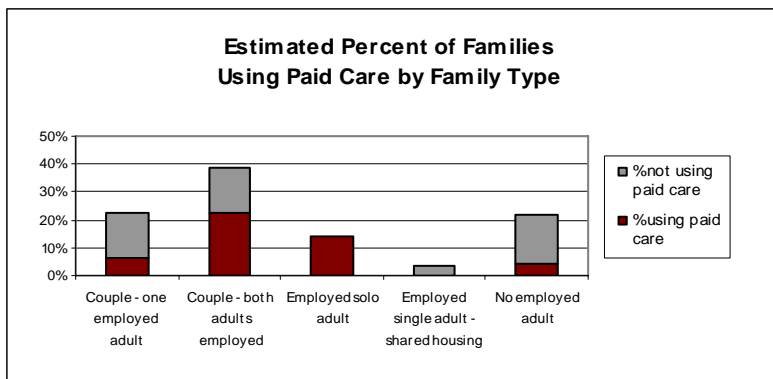
How Many Children Under 13 Live in Polk County?¹

In 2004, there were 11,306 children age 0-12 years:

- 3,814 children age 0-4 years
- 4,512 children age 5-9 years
- 2,980 children age 10-12 years

How Many Families Use Paid Care and How Many Children Under 13 are in Paid Care²

Use of child care depends on age of children, marital status of parents, and employment status of parents.



- 64% of families with children under 13 are headed by two parents where one or both are employed
- 56% of families with children under 13 have a single employed or two employed parents
- 44% of families with children under 13 have at least one parent who is not in the paid workforce
- 45% of families with children under 13 use paid care
- Families use an average of 40.8 hours of paid care per week

Prepared by Bobbie Weber of the Oregon Child Care Research Partnership, Oregon State University; Becky Vorpagel of Information Architecture, consultant to the Oregon Child Care Resource and Referral Network; and Ben Kujala of the Oregon Child Care Resource and Referral Network.

¹ County data generated by the Center for Population Research and Census at Portland State University.

² Percentages of children by family type and use of paid care from analysis of Oregon Progress Board's Oregon Population Survey, 2004.

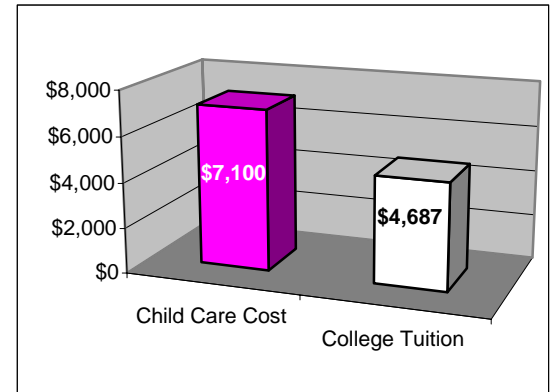
How Much Child Care Do We Have?³

The following community resources exist for Polk County families.

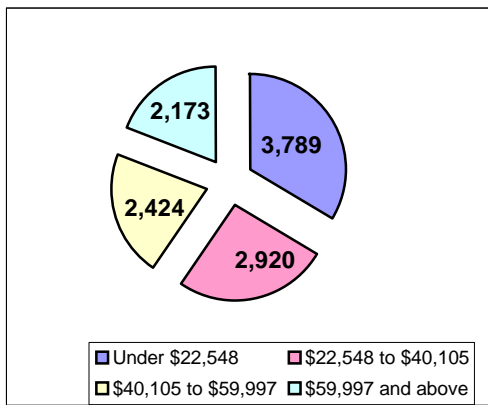
- ❑ 765 slots in child care and education centers
- ❑ 726 slots in family child care
- ❑ Oregon's goal is to have 25 *visible* slots for every 100 children. Polk County has 13 per 100 children.

How Much Does Child Care Cost? Is It Affordable?⁴

- ❑ Average annual cost of toddler care in child care centers \$7,100
- ❑ Average annual college tuition \$4,687
- ❑ Earnings of a minimum wage worker \$14,664
- ❑ Care of a toddler as a % of minimum wage 48.4%



Number of Children by Family Income Groupings⁵



Number of Children Whose Families are Getting Help in Paying for Child Care⁶

- 121 children age 3-4 years enrolled in Head Start (45% of eligible)
- 265 children age 0-12 years receiving state assistance with part or all of their child care costs

For Information About Child Care in Polk County, Contact:

Child Care Information Service
 2475 Center St NE
 Salem, Oregon 97301
 (503) 585-2491 or toll-free 1-800-289-5533
 Fax: (503) 375-7580
 Email: ccis@open.org
 Web site: <http://www.open.org/ccis>

³ County data provided by local Child Care Resource and Referral Network (CCR&R) using Child Care Division regulatory and local data. Visible slots refer to care in child care centers and family care homes identified by the local CCR&R.

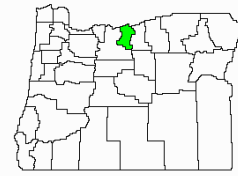
⁴ County-level cost of toddler care provided by local CCR&R. Oregon minimum wage as of January 2004. Average annual tuition for a full-time undergraduate student of Oregon State University, Portland State University, and University of Oregon during the 2003-2004 academic year.

⁵ Using Oregon Population Survey data we divided households with children under 13 into quarters based on household income. Statewide, a quarter of all houses fall into each of these income categories. For counties other than Marion, Multnomah, and Washington, sample size was too small to create a county estimate and estimates represent those of the region in which the county is located. Although statewide a quarter of families fall into each income group, at the regional level the percentage in each income group may be larger or smaller than a quarter.

⁶ Head Start data provided by Head Start Collaboration Project, Oregon Department of Education. Subsidy data provided by Department of Human Services.

Child Care and Education in Sherman County

Situated in north central Oregon, Sherman County is rural. In some areas of the county registered child care is not available. Child care is slightly more affordable, but children live in families with less income. The following county profile highlights the status of child care and education in Sherman County.



A Provider's Story as told to their Child Care Resource and Referral

"The people at our child care resource and referral are terrific. They have helped us access the training we need to be certified, and they are helping two of our staff get their Child Development Associate designations." – A certified family child care home provider in Wasco

Sherman County's unemployment rate is among Oregon's highest. Many jobs are seasonal with odd hours. For many families, child care is a challenge. With two family child care providers becoming registered and just one full-time certified family provider for the entire county, only some working parents use paid care, while others rely on their relatives and neighbors. Family Resource & Referral CCR&R is working to increase the supply of paid child care through ongoing provider recruitment and training.

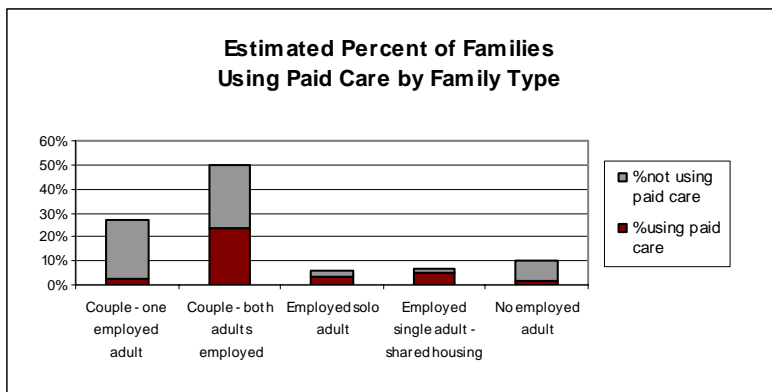
How Many Children Under 13 Live in Sherman County?¹

In 2004, there were 310 children age 0-12 years:

- 80 children age 0-4 years
- 123 children age 5-9 years
- 108 children age 10-12 years

How Many Families Use Paid Care and How Many Children Under 13 are in Paid Care?²

Use of child care depends on age of children, marital status of parents, and employment status of parents.



- 77% of families with children under 13 are headed by two parents where one or both are employed
- 63% of families with children under 13 have a single employed or two employed parents
- 37% of families with children under 13 have at least one parent who is not in the paid workforce
- 34% of families with children under 13 use paid care
- Families use an average of 23.8 hours of paid care per week

Prepared by Bobbie Weber of the Oregon Child Care Research Partnership, Oregon State University; Becky Vorpagel of Information Architecture, consultant to the Oregon Child Care Resource and Referral Network; and Ben Kujala of the Oregon Child Care Resource and Referral Network.

¹ County data generated by the Center for Population Research and Census at Portland State University.

² Percentages of children by family type and use of paid care from analysis of Oregon Progress Board's Oregon Population Survey, 2004.

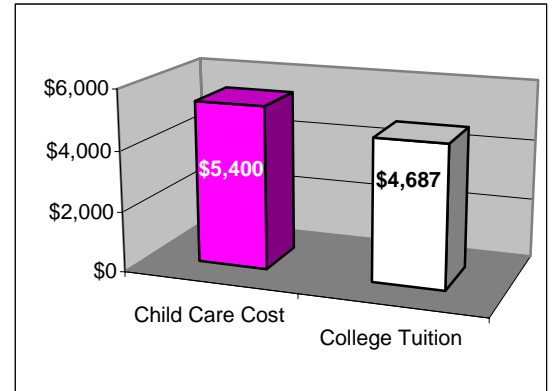
How Much Child Care Do We Have?³

The following community resources exist for Sherman County families.

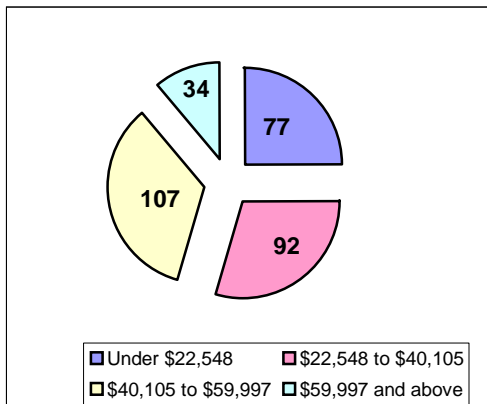
- ❑ 24 slots in child care and education centers
- ❑ 17 slots in family child care
- ❑ Oregon's goal is to have 25 *visible* slots for every 100 children. Sherman County has 13 per 100 children.

How Much Does Child Care Cost? Is It Affordable?⁴

- ❑ Average annual cost of toddler care in certified child care \$5,400
- ❑ Average annual college tuition \$4,687
- ❑ Earnings of a minimum wage worker \$14,664
- ❑ Care of a toddler as a % of minimum wage 36.8%



Number of Children by Family Income Groupings⁵



Number of Children Whose Families are Getting Help in Paying for Child Care⁶

- 8 children age 3-4 years enrolled in Head Start (all eligible children served)
- 9 children age 0-12 years receiving state assistance with part or all of their child care costs

For Information About Child Care in Sherman County, Contact:

Family Care Resource & Referral
 PO Box 425, Moro, Oregon 97039 (Mailing)
 300 Dewey St, Moro, OR 97039 (Physical)
 1-877-279-8262
 Fax: (541) 565-3434

³ County data provided by local Child Care Resource and Referral Network (CCR&R) using Child Care Division regulatory and local data. Visible slots refer to care in child care centers and family care homes identified by the local CCR&R.

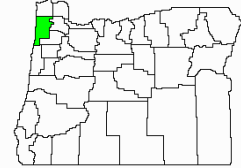
⁴ County-level cost of toddler care provided by local CCR&R. Oregon minimum wage as of January 2004. Average annual tuition for a full-time undergraduate student of Oregon State University, Portland State University, and University of Oregon during the 2003-2004 academic year.

⁵ Using Oregon Population Survey data we divided households with children under 13 into quarters based on household income. Statewide, a quarter of all houses fall into each of these income categories. For counties other than Marion, Multnomah, and Washington, sample size was too small to create a county estimate and estimates represent those of the region in which the county is located. Although statewide a quarter of families fall into each income group, at the regional level the percentage in each income group may be larger or smaller than a quarter.

⁶ Head Start data provided by Head Start Collaboration Project, Oregon Department of Education. Subsidy data provided by Department of Human Services.

Child Care and Education in Tillamook County

Tillamook is jokingly known for "cheese, trees and mud up to your knees". This county is situated on the beautiful northern coast of Oregon. The word Tillamook means "land of many waters", and Tillamook County boasts of the pristine beauty of several rivers as well as a ruggedly beautiful coast line. It is a rural area with a population of just over 25,000. As the leisure and hospitality industries have grown, many out of county home owners have made the beautiful coastline their second home, driving up the cost of housing for families, who live and work in the small coastal communities of Tillamook County. This has also created job growth in the lower income service industries. Family income levels are low and the cost of living remains high, families cannot afford the going rates for child care which are some of the lowest in the state of Oregon.



A Provider's Story as told to their Child Care Resource and Referral

"I made the president's list the last two quarters at Tillamook Bay Community College thanks to an opportunity from the child care resource and referral program." – A Tillamook County family child care provider

Child care is important for the area's working families, so child care partners are collaborating to ensure an adequate supply. With a grant from the Tillamook Commission on Children and Families, Caring Options CCR&R assists providers with training to meet state requirements and scholarships to attend community college classes in early childhood education. When working parents have stable child care arrangements, children benefit and so do the county's employers.

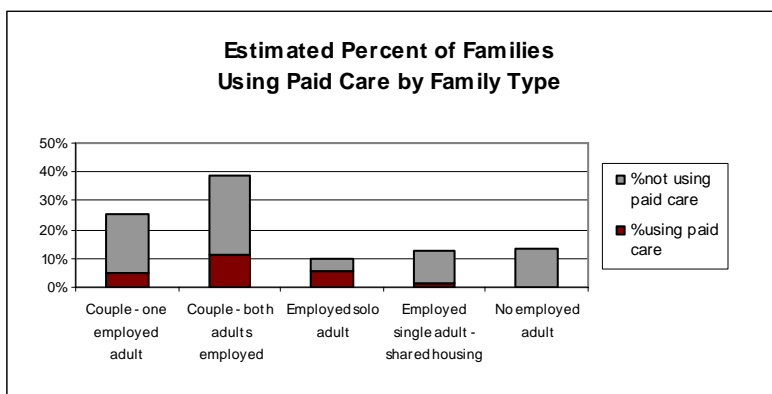
How Many Children Under 13 Live in Tillamook County?¹

In 2004, there were 3,746 children age 0-12 years:

- 1,222 children age 0-4 years
- 1,520 children age 5-9 years
- 1,004 children age 10-12 years

How Many Families Use Paid Care and How Many Children Under 13 are in Paid Care?²

Use of child care depends on age of children, marital status of parents, and employment status of parents.



- 64% of families with children under 13 are headed by two parents where one or both are employed
- 61% of families with children under 13 have a single employed or two employed parents
- 39% of families with children under 13 have at least one parent who is not in the paid workforce
- 21% of families with children under 13 use paid care
- Families use an average of 31 hours of paid care per week

Prepared by Bobbie Weber of the Oregon Child Care Research Partnership, Oregon State University; Becky Vorpagel of Information Architecture, consultant to the Oregon Child Care Resource and Referral Network; and Ben Kujala of the Oregon Child Care Resource and Referral Network.

¹ County data generated by the Center for Population Research and Census at Portland State University.

² Percentages of children by family type and use of paid care from analysis of Oregon Progress Board's Oregon Population Survey, 2004.

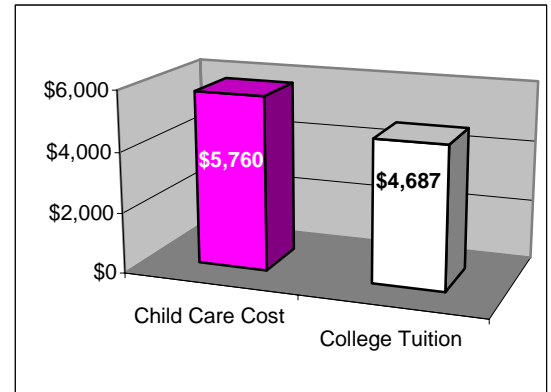
How Much Child Care Do We Have?³

The following community resources exist for Tillamook County families.

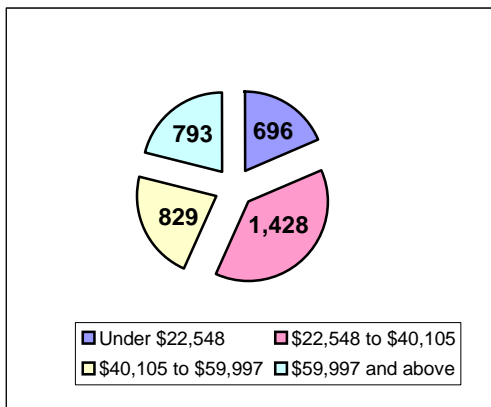
- ❑ 237 slots in child care and education centers
- ❑ 301 slots in family child care
- ❑ Oregon's goal is to have 25 *visible* slots for every 100 children. Tillamook County has 14 per 100 children.

How Much Does Child Care Cost? Is It Affordable?⁴

- ❑ Average annual cost of toddler care in child care centers \$5,760
- ❑ Average annual college tuition \$4,687
- ❑ Earnings of a minimum wage worker \$14,664
- ❑ Care of a toddler as a % of minimum wage 39.2%



Number of Children by Family Income Groupings⁵



Number of Children Whose Families are Getting Help in Paying for Child Care⁶

- 78 children age 3-4 years enrolled in Head Start (70% of eligible)
- 98 children age 0-12 years receiving state assistance with part or all of their child care costs

For Information About Child Care in Tillamook County, Contact:

Caring Options Program of CAT, Inc.
 3600 East 3rd Street, Suite C
 Tillamook, Oregon 97141
 1-866-486-4391
 Fax: (503) 842-8857
 Email: caringoptions@cat-team.org

³ County data provided by local Child Care Resource and Referral Network (CCR&R) using Child Care Division regulatory and local data. Visible slots refer to care in child care centers and family care homes identified by the local CCR&R.

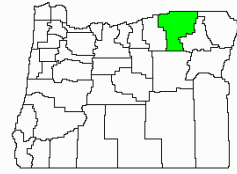
⁴ County-level cost of toddler care provided by local CCR&R. Oregon minimum wage as of January 2004. Average annual tuition for a full-time undergraduate student of Oregon State University, Portland State University, and University of Oregon during the 2003-2004 academic year.

⁵ Using Oregon Population Survey data we divided households with children under 13 into quarters based on household income. Statewide, a quarter of all houses fall into each of these income categories. For counties other than Marion, Multnomah, and Washington, sample size was too small to create a county estimate and estimates represent those of the region in which the county is located. Although statewide a quarter of families fall into each income group, at the regional level the percentage in each income group may be larger or smaller than a quarter.

⁶ Head Start data provided by Head Start Collaboration Project, Oregon Department of Education. Subsidy data provided by Department of Human Services.

Child Care and Education in Umatilla County

Umatilla County, situated in rural eastern Oregon, is continuing to experience tremendous growth in industry, services and residential housing. As the workforce population continues to grow in these counties, so does the need for quality child care.



A Parent's Story as told to their Child Care Resource and Referral

"If my shift keeps changing, and I have to keep switching child care providers every month, how can my children receive the best care?" – A parent in Umatilla County

A strong agricultural base provides seasonal jobs with varying schedules that create challenges for working parents needing child care. When shifts change, sometimes families have to change providers, which can affect the quality of care. To help meet local needs, Child Care Resource & Referral serving Umatilla and Morrow Counties is recruiting and training providers who offer care during evenings and weekends, and those who share the language and culture of the county's growing Latino population.

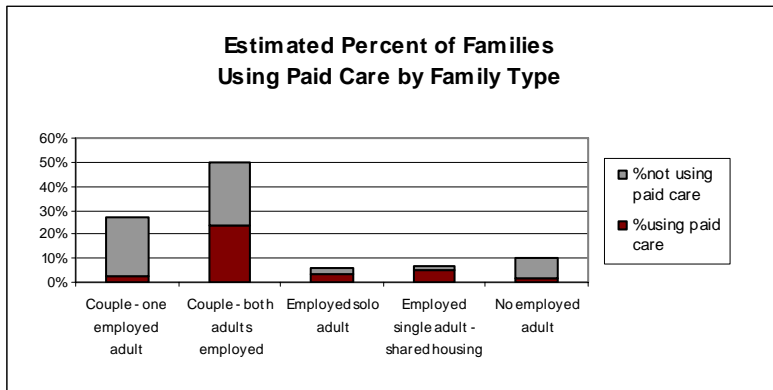
How Many Children Under 13 Live in Umatilla County?¹

In 2004, there were 13,907 children age 0-12 years:

- 4,920 children age 0-4 years
- 5,683 children age 5-9 years
- 3,305 children age 10-12 years

How Many Families Use Paid Care and How Many Children Under 13 are in Paid Care?²

Use of child care depends on age of children, marital status of parents, and employment status of parents.



- 77% of families with children under 13 are headed by two parents where one or both are employed
- 63% of families with children under 13 have a single employed or two employed parents
- 37% of families with children under 13 have at least one parent who is not in the paid workforce
- 34% of families with children under 13 use paid care
- Families use an average of 23.8 hours of paid care per week

Prepared by Bobbie Weber of the Oregon Child Care Research Partnership, Oregon State University; Becky Vorpagel of Information Architecture, consultant to the Oregon Child Care Resource and Referral Network; and Ben Kujala of the Oregon Child Care Resource and Referral Network.

¹ County data generated by the Center for Population Research and Census at Portland State University.

² Percentages of children by family type and use of paid care from analysis of Oregon Progress Board's Oregon Population Survey, 2004.

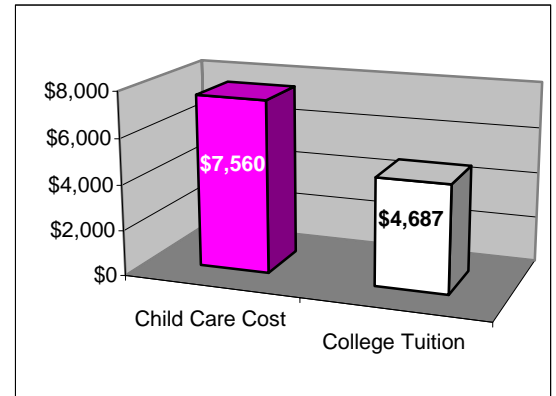
How Much Child Care Do We Have?³

The following community resources exist for Umatilla County families.

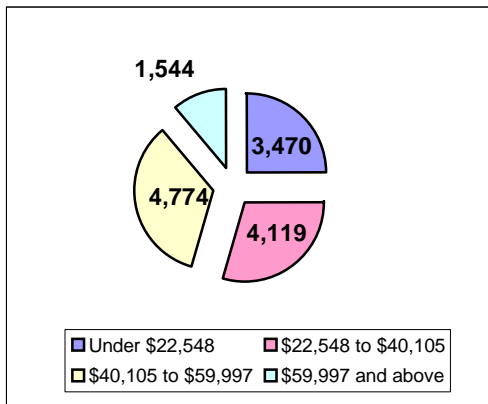
- ❑ 1,621 slots in child care and education centers
- ❑ 833 slots in family child care
- ❑ Oregon's goal is to have 25 *visible* slots for every 100 children. Umatilla County has 18 per 100 children.

How Much Does Child Care Cost? Is It Affordable?⁴

- ❑ Average annual cost of toddler care in child care centers \$7,560
- ❑ Average annual college tuition \$4,687
- ❑ Earnings of a minimum wage worker \$14,664
- ❑ Care of a toddler as a % of minimum wage 51.5%



Number of Children by Family Income Groupings⁵



Number of Children Whose Families are Getting Help in Paying for Child Care⁶

- 392 children age 3-4 years enrolled in Head Start (87% of eligible)
- 419 children age 0-12 years receiving state assistance with part or all of their child care costs

For Information About Child Care in Umatilla County, Contact:

Child Care Resource & Referral
 Umatilla-Morrow Head Start, Inc
 110 NE 4th St
 Hermiston, Oregon 97838
 (541) 564-6878 or toll-free 1-800-559-5878
 Fax: (541) 564-6879
 Email: crr@umchs.org
 Web: <http://www.umchs.org>

³ County data provided by local Child Care Resource and Referral Network (CCR&R) using Child Care Division regulatory and local data. Visible slots refer to care in child care centers and family care homes identified by the local CCR&R.

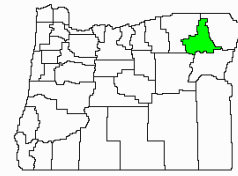
⁴ County-level cost of toddler care provided by local CCR&R. Oregon minimum wage as of January 2004. Average annual tuition for a full-time undergraduate student of Oregon State University, Portland State University, and University of Oregon during the 2003-2004 academic year.

⁵ Using Oregon Population Survey data we divided households with children under 13 into quarters based on household income. Statewide, a quarter of all houses fall into each of these income categories. For counties other than Marion, Multnomah, and Washington, sample size was too small to create a county estimate and estimates represent those of the region in which the county is located. Although statewide a quarter of families fall into each income group, at the regional level the percentage in each income group may be larger or smaller than a quarter.

⁶ Head Start data provided by Head Start Collaboration Project, Oregon Department of Education. Subsidy data provided by Department of Human Services.

Child Care and Education in Union County

Situated in northeastern Oregon, Union County has several rural communities that are closely linked geographically and economically. Most of the paid child care is done in family child care settings. La Grande has two child care centers and one after school center. Preschools are available in most communities. All programs have access to resources and support from the Healthy Child Care Project and Story Time Express. Much paid child care is part-time due to many part-time or seasonal jobs. The following county profile highlights the statistics of child care in Union County.



A Parent's Story as told to their Child Care Resource and Referral

"Will child care be good for my child's development? Will I be able to pay for it?" – Questions from a single parent in the area looking for child care for the first time

Paid child care is provided by three centers and 120 family child care homes. The Child Care Resource & Referral/Training & Employment Consortium focuses on promoting quality programs and helps providers enrich their programs. The Healthy Child Care Project offers providers access to a nurse for consultations, and Story Time Express is an early literacy program offering providers access to community resources including a lending library.

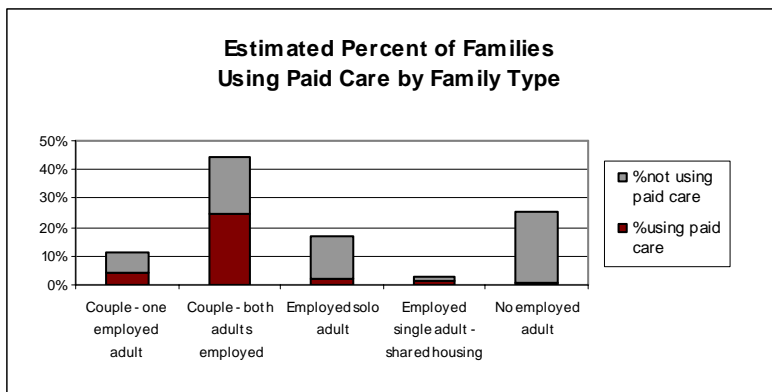
How Many Children Under 13 Live in Union County?¹

In 2004, there were 4,195 children age 0-12 years:

- 1,502 children age 0-4 years
- 1,597 children age 5-9 years
- 1,096 children age 10-12 years

How Many Families Use Paid Care and How Many Children Under 13 are in Paid Care?²

Use of child care depends on age of children, marital status of parents, and employment status of parents.



- 55% of families with children under 13 are headed by two parents where one or both are employed
- 64% of families with children under 13 have a single employed or two employed parents
- 36% of families with children under 13 have at least one parent who is not in the paid workforce
- 30% of families with children under 13 use paid care
- Families use an average of 17.8 hours of paid care per week

Prepared by Bobbie Weber of the Oregon Child Care Research Partnership, Oregon State University; Becky Vorpapel of Information Architecture, consultant to the Oregon Child Care Resource and Referral Network; and Ben Kujala of the Oregon Child Care Resource and Referral Network.

¹ County data generated by the Center for Population Research and Census at Portland State University.

² Percentages of children by family type and use of paid care from analysis of Oregon Progress Board's Oregon Population Survey, 2004.

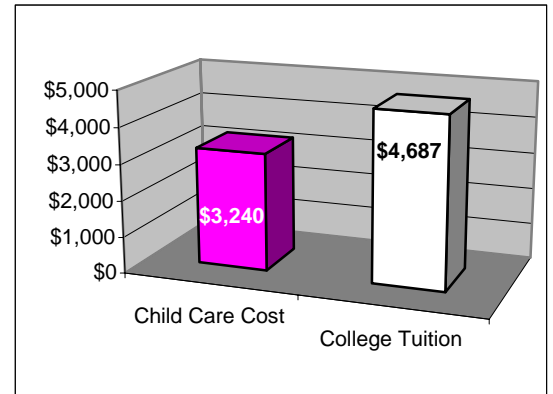
How Much Child Care Do We Have?³

The following community resources exist for Union County families.

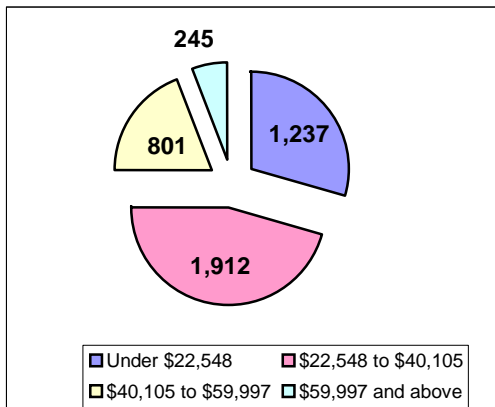
- 291 slots in child care and education centers
- 649 slots in family child care
- Oregon's goal is to have 25 *visible* slots for every 100 children. Union County has 22 per 100 children.

How Much Does Child Care Cost? Is It Affordable?⁴

- Average annual cost of toddler care in child care centers \$3,240
- Average annual college tuition \$4,687
- Earnings of a minimum wage worker \$14,664
- Care of a toddler as a % of minimum wage 22%



Number of Children by Family Income Groupings⁵



Number of Children Whose Families are Getting Help in Paying for Child Care⁶

- 89 children age 3-4 years enrolled in Head Start (74% of eligible)
- 196 children age 0-12 years receiving state assistance with part or all of their child care costs

For Information About Child Care in Union County, Contact:

Child Care Resource & Referral
 Training and Employment Consortium
 1916 Island Avenue
 La Grande, Oregon 97850
 (541) 963-7942 or toll-free 1-800-956-0324
 Fax: (541) 963-8458
 Email: CCRRAssist@tecteam.org
 Website: www.trainingemployment.org

³ County data provided by local Child Care Resource and Referral Network (CCR&R) using Child Care Division regulatory and local data. Visible slots refer to care in child care centers and family care homes identified by the local CCR&R.

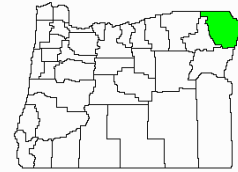
⁴ County-level cost of toddler care provided by local CCR&R. Oregon minimum wage as of January 2004. Average annual tuition for a full-time undergraduate student of Oregon State University, Portland State University, and University of Oregon during the 2003-2004 academic year.

⁵ Using Oregon Population Survey data we divided households with children under 13 into quarters based on household income. Statewide, a quarter of all houses fall into each of these income categories. For counties other than Marion, Multnomah, and Washington, sample size was too small to create a county estimate and estimates represent those of the region in which the county is located. Although statewide a quarter of families fall into each income group, at the regional level the percentage in each income group may be larger or smaller than a quarter.

⁶ Head Start data provided by Head Start Collaboration Project, Oregon Department of Education. Subsidy data provided by Department of Human Services.

Child Care and Education in Wallowa County

Situated in the northeast corner of Oregon, Wallowa County is composed of small rural communities that struggle economically. Tourism is a major industry, and most paid child care is part-time or seasonal. Child care rates are lower, but children also live in families with less income. Most of the paid child care is part-time or seasonal. Licensed or exempt family child cares are available options. There are no centers. Preschools are also available. Child care programs and preschools receive strong early literacy support through Training Wheels and the Wallowa County Child Care Support Project. The following statistics highlight the child care dynamics in Wallowa County.



A Provider's Story as told to their Child Care Resource and Referral

"I like having someone who understands my situation and who I can talk to about my needs and concerns." – A provider in the Child Care Support Project

The Child Care Resource & Referral/Training & Employment Consortium is working to improve child care quality through a unique partnership with the Wallowa County Library in which a CCR&R Child Specialist is housed at the library. Their joint effort, the Child Care Support Project, is funded by the local commission on children and families to encourage early literacy, promote developmentally appropriate practices, and increase awareness of child development among parents and child care providers.

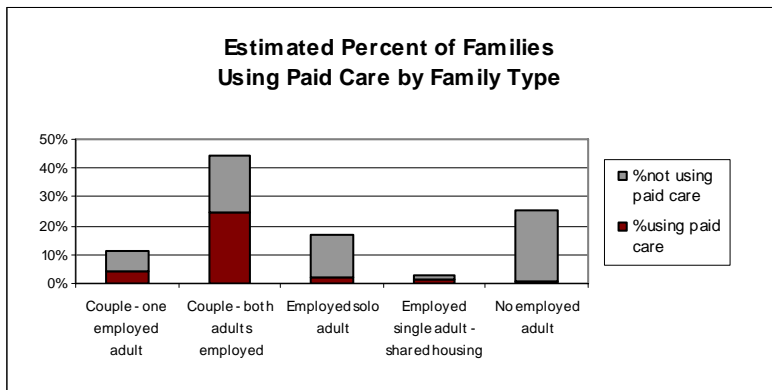
How Many Children Under 13 Live in Wallowa County?¹

In 2004, there were 1,073 children age 0-12 years:

- 304 children age 0-4 years
- 411 children age 5-9 years
- 359 children age 10-12 years

How Many Families Use Paid Care and How Many Children Under 13 are in Paid Care?²

Use of child care depends on age of children, marital status of parents, and employment status of parents.



- 55% of families with children under 13 are headed by two parents where one or both are employed
- 64% of families with children under 13 have a single employed or two employed parents
- 36% of families with children under 13 have at least one parent who is not in the paid workforce
- 30% of families with children under 13 use paid care
- Families use an average of 17.8 hours of paid care per week

Prepared by Bobbie Weber of the Oregon Child Care Research Partnership, Oregon State University; Becky Vorpapel of Information Architecture, consultant to the Oregon Child Care Resource and Referral Network; and Ben Kujala of the Oregon Child Care Resource and Referral Network.

¹ County data generated by the Center for Population Research and Census at Portland State University.

² Percentages of children by family type and use of paid care from analysis of Oregon Progress Board's Oregon Population Survey, 2004.

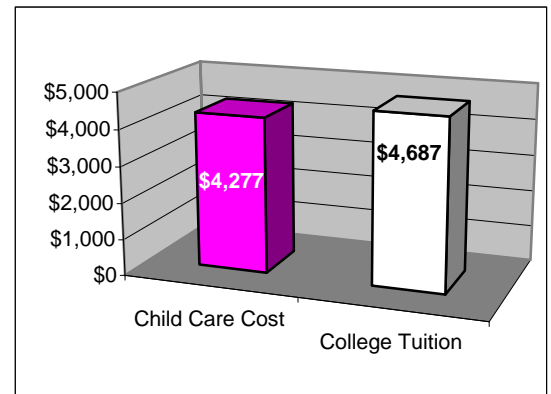
How Much Child Care Do We Have?³

The following community resources exist for Wallowa County families.

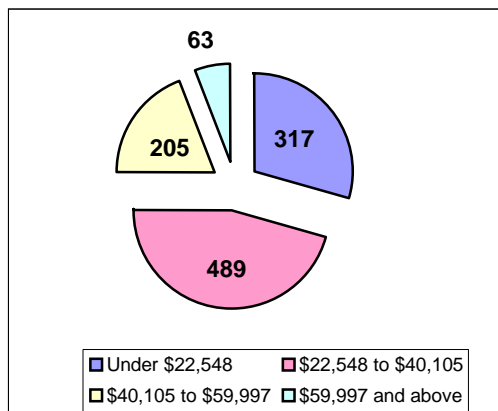
- ❑ 74 slots in child care and education centers
- ❑ 96 slots in family child care
- ❑ Oregon's goal is to have 25 *visible* slots for every 100 children. Wallowa County has 16 per 100 children.

How Much Does Child Care Cost? Is It Affordable?⁴

- ❑ Average annual cost of toddler care in family child care \$4,277
- ❑ Average annual college tuition \$4,687
- ❑ Earnings of a minimum wage worker \$14,664
- ❑ Care of a toddler as a % of minimum wage 29.1%



Number of Children by Family Income Groupings⁵



Number of Children Whose Families are Getting Help in Paying for Child Care⁶

- 30 children age 3-4 years enrolled in Head Start (70% of eligible)
- 19 children age 0-12 years receiving state assistance with part or all of their child care costs

For Information About Child Care in Wallowa County, Contact:

Child Care Resource & Referral
 Training and Employment Consortium
 207 NW Logan
 Enterprise, Oregon 97828
 (541) 426-2030 or toll-free 1-800-956-0324
 Fax: (541) 426-3140
 Email: CCRRAssist@tecteam.org
 Website: www.trainingemployment.org

³ County data provided by local Child Care Resource and Referral Network (CCR&R) using Child Care Division regulatory and local data. Visible slots refer to care in child care centers and family care homes identified by the local CCR&R.

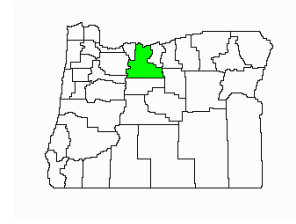
⁴ County-level cost of toddler care provided by local CCR&R. Oregon minimum wage as of January 2004. Average annual tuition for a full-time undergraduate student of Oregon State University, Portland State University, and University of Oregon during the 2003-2004 academic year.

⁵ Using Oregon Population Survey data we divided households with children under 13 into quarters based on household income. Statewide, a quarter of all houses fall into each of these income categories. For counties other than Marion, Multnomah, and Washington, sample size was too small to create a county estimate and estimates represent those of the region in which the county is located. Although statewide a quarter of families fall into each income group, at the regional level the percentage in each income group may be larger or smaller than a quarter.

⁶ Head Start data provided by Head Start Collaboration Project, Oregon Department of Education. Subsidy data provided by Department of Human Services.

Child Care and Education in Wasco County

Located in north central Oregon, Wasco County borders the Columbia River at the eastern end of the Columbia Basin. Besides agriculture with cherries and wheat, diversity of industry includes renewable energy, viniculture, information technology, power generation, and construction. The Dalles is a central shopping area for residents in south county, counties to the east as well as Washington to the north. Twelve percent of the population is Hispanic. There is no public child care center. Family child care and informal care with relatives/friends dominate parental choice. Affordability, quality of care, and accessibility are concerns for local families.



A Provider's Story as told to their Child Care Resource and Referral

"I've been doing family child care in my home for 15 years. I know I am doing a good thing even though it's not financially rewarding." – A family child care provider in Wasco County

Agriculture, lumber, manufacturing, electric power, transportation, and tourism aid the economy, but many jobs are seasonal. Working parents have difficulty covering monthly expenses, including child care. In addition, the quality of available care is of concern. Training and environment are key components of quality care, so Child Care Partners CCR&R with support from Wasco County Commission on Children and Families offers mini-grants to child care providers to upgrade their child care environments.

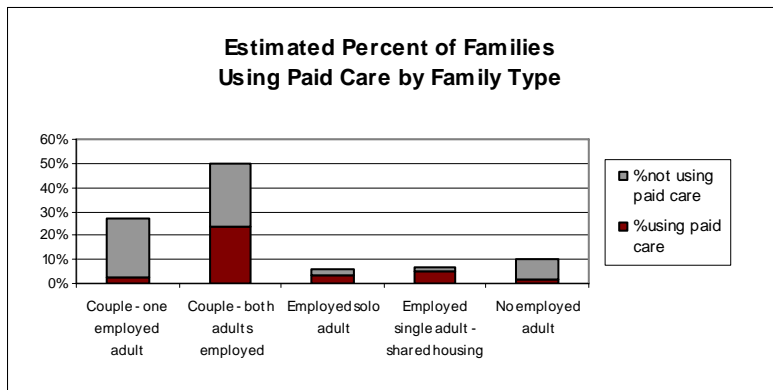
How Many Children Under 13 Live in Wasco County?¹

In 2004, there were 4,135 children age 0-12 years:

- 1,431 children age 0-4 years
- 1,644 children age 5-9 years
- 1,060 children age 10-12 years

How Many Families Use Paid Care and How Many Children Under 13 are in Paid Care?²

Use of child care depends on age of children, marital status of parents, and employment status of parents.



- 77% of families with children under 13 are headed by two parents where one or both are employed
- 63% of families with children under 13 have a single employed or two employed parents
- 37% of families with children under 13 have at least one parent who is not in the paid workforce
- 34% of families with children under 13 use paid care
- Families use an average of 23.8 hours of paid care per week

Prepared by Bobbie Weber of the Oregon Child Care Research Partnership, Oregon State University; Becky Vorpagel of Information Architecture, consultant to the Oregon Child Care Resource and Referral Network; and Ben Kujala of the Oregon Child Care Resource and Referral Network.

¹ County data generated by the Center for Population Research and Census at Portland State University.

² Percentages of children by family type and use of paid care from analysis of Oregon Progress Board's Oregon Population Survey, 2004.

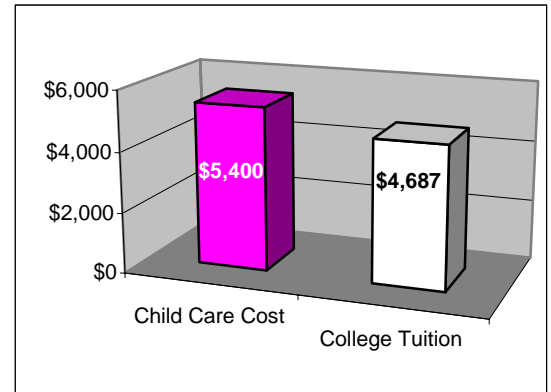
How Much Child Care Do We Have?³

The following community resources exist for Wasco County families.

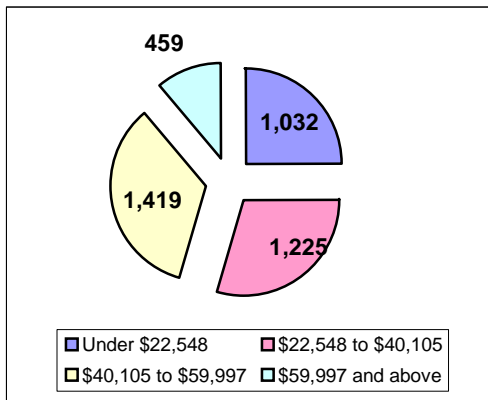
- 726 slots in child care and education centers
- 341 slots in family child care
- Oregon's goal is to have 25 *visible* slots for every 100 children. Wasco County has 26 per 100 children.

How Much Does Child Care Cost? Is It Affordable?⁴

- Average annual cost of toddler care in child care centers \$5,400
- Average annual college tuition \$4,687
- Earnings of a minimum wage worker \$14,664
- Care of a toddler as a % of minimum wage 36.8%



Number of Children by Family Income Groupings⁵



Number of Children Whose Families are Getting Help in Paying for Child Care⁶

- 99 children age 3-4 years enrolled in Head Start (80% of eligible)
- 145 children age 0-12 years receiving state assistance with part or all of their child care costs

For Information About Child Care in Wasco County, Contact:

Child Care Partners
 Columbia Gorge Community College
 400 East Scenic Drive
 The Dalles, Oregon 97058
 (541) 506-6131 or toll-free 1-800-755-1143 (Mon.-Thurs.); (541)386-6300 ext.211 (Fri.)
 Fax: (541) 298-3104
 Email: ccp@cgcc.cc.or.us
 Web: <http://www.cgcc.cc.or.us>

³ County data provided by local Child Care Resource and Referral Network (CCR&R) using Child Care Division regulatory and local data. Visible slots refer to care in child care centers and family care homes identified by the local CCR&R.

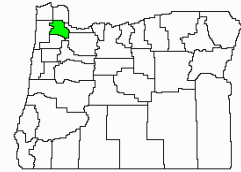
⁴ County-level cost of toddler care provided by local CCR&R. Oregon minimum wage as of January 2004. Average annual tuition for a full-time undergraduate student of Oregon State University, Portland State University, and University of Oregon during the 2003-2004 academic year.

⁵ Using Oregon Population Survey data we divided households with children under 13 into quarters based on household income. Statewide, a quarter of all houses fall into each of these income categories. For counties other than Marion, Multnomah, and Washington, sample size was too small to create a county estimate and estimates represent those of the region in which the county is located. Although statewide a quarter of families fall into each income group, at the regional level the percentage in each income group may be larger or smaller than a quarter.

⁶ Head Start data provided by Head Start Collaboration Project, Oregon Department of Education. Subsidy data provided by Department of Human Services.

Child Care and Education in Washington County

In Washington County, quality child care continues to grow. Quality child care has been influenced by an increase in the number of certified family child care homes, a family child care network using the Family Day Care Rating Scale to ensure quality, on-site literacy curriculum training, increased numbers of providers and center teachers who are receiving their Child Development Associate Credential (CDA), and an increase in the number of centers working towards NAEYC accreditation. Our professional development mentoring program helps child care providers achieve steps on the Oregon Registry. While the number of child care slots per 100 are not distributed evenly, attributed to the urban/rural nature of the county, many rural parents are seeking child care in the urban areas due to the location of their work. There has also been an increase in the number of rural preschool and after school programs who have chosen to become licensed by the Child Care Division (CCD).



A Provider's Story as told to their Child Care Resource and Referral

"The mentoring and training that I received from Child Care Resource & Referral in Washington County helped me achieve the Child Development Associate credential and advance within the Oregon Registry for early childhood teachers and providers." – A child care provider in Washington County

Dominated by the electronics industry, Washington County remains one of the state's fastest developing areas – home to Intel, Oregon's largest private employer, and the corporate headquarters of Nike, Oregon's only Fortune 500 Company. For the many young families here, child care is an important workforce support. The Child Care Resource & Referral of Washington County works to improve child care quality by offering referrals and resources for families and supporting the professional development, training and mentoring of child care providers.

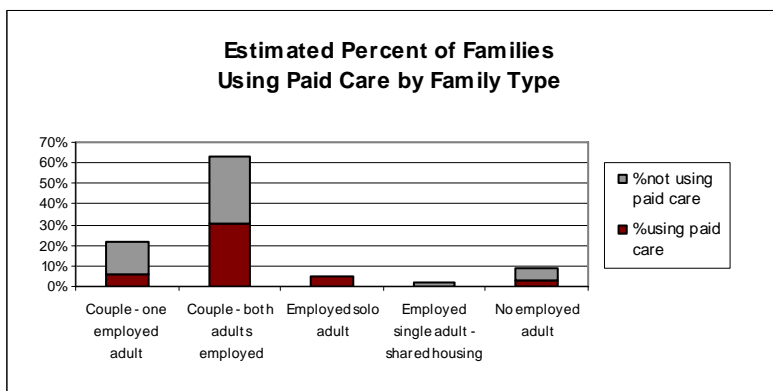
How Many Children Under 13 Live in Washington County?¹

In 2004, there were 95,502 children age 0-12 years:

- 37,830 children age 0-4 years
- 37,093 children age 5-9 years
- 20,580 children age 10-12 years

How Many Families Use Paid Care and How Many Children Under 13 are in Paid Care?²

Use of child care depends on age of children, marital status of parents, and employment status of parents.



- 77% of families with children under 13 are headed by two parents where one or both are employed
- 63% of families with children under 13 have a single employed or two employed parents
- 37% of families with children under 13 have at least one parent who is not in the paid workforce
- 34% of families with children under 13 use paid care
- Families use an average of 27.4 hours of paid care per week

Prepared by Bobbie Weber of the Oregon Child Care Research Partnership, Oregon State University; Becky Vorpagel of Information Architecture, consultant to the Oregon Child Care Resource and Referral Network; and Ben Kujala of the Oregon Child Care Resource and Referral Network.

¹ County data generated by the Center for Population Research and Census at Portland State University.

² Percentages of children by family type and use of paid care from analysis of Oregon Progress Board's Oregon Population Survey, 2004.

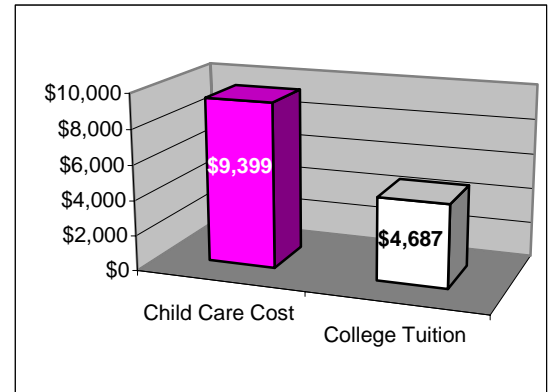
How Much Child Care Do We Have?³

The following community resources exist for Washington County families.

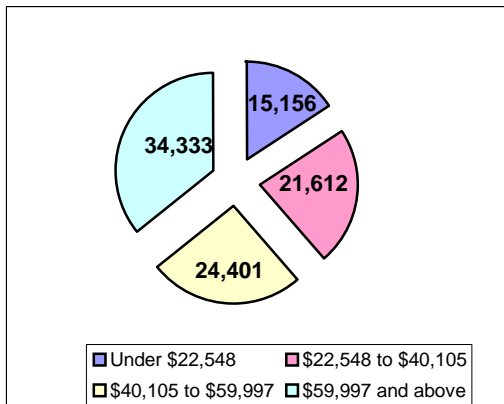
- 11,885 slots in child care and education centers
- 4,387 slots in family child care
- Oregon's goal is to have 25 *visible* slots for every 100 children. Washington County has 17 per 100 children.

How Much Does Child Care Cost? Is It Affordable?⁴

- Average annual cost of toddler care in child care centers \$9,399
- Average annual college tuition \$4,687
- Earnings of a minimum wage worker \$14,664
- Care of a toddler as a % of minimum wage 64%



Number of Children by Family Income Groupings⁵



Number of Children Whose Families are Getting Help in Paying for Child Care⁶

- 690 children age 3-4 years enrolled in Head Start (47% of eligible)
- 1,624 children age 0-12 years receiving state assistance with part or all of their child care costs

For Information About Child Care in Washington County, Contact:

Child Care Resource and Referral of Washington County

1001 SW Baseline

Hillsboro, Oregon 97123

(971) 223-6100 or toll-free 1-800-624-9516

Fax: (503) 648-4175

Email: crr@caowash.org

Web: www.caowash.org

³ County data provided by local Child Care Resource and Referral Network (CCR&R) using Child Care Division regulatory and local data. Visible slots refer to care in child care centers and family care homes identified by the local CCR&R.

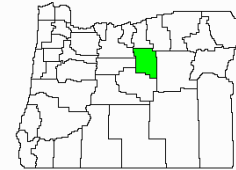
⁴ County-level cost of toddler care provided by local CCR&R. Oregon minimum wage as of January 2004. Average annual tuition for a full-time undergraduate student of Oregon State University, Portland State University, and University of Oregon during the 2003-2004 academic year.

⁵ Using Oregon Population Survey data we divided households with children under 13 into quarters based on household income. Statewide, a quarter of all houses fall into each of these income categories. For counties other than Marion, Multnomah, and Washington, sample size was too small to create a county estimate and estimates represent those of the region in which the county is located. Although statewide a quarter of families fall into each income group, at the regional level the percentage in each income group may be larger or smaller than a quarter.

⁶ Head Start data provided by Head Start Collaboration Project, Oregon Department of Education. Subsidy data provided by Department of Human Services.

Child Care and Education in Wheeler County

Situated in Central Oregon, Wheeler County is rural. The pockets of population have distances of up to one hour between them. Registered child care is not available in parts of Wheeler County. Child care is more affordable but children live in families with less income. The following county profile highlights the status of child care and education in Wheeler County.



A Provider's Story as told to their Child Care Resource and Referral

*"I particularly appreciate Family Resource & Referral bringing training and classes to the smallest towns like mine."
– A family child care provider in Mitchell*

With a small population in a large, rural area, there are few services and supports for families, including paid child care or preschool programs. Transportation is also a barrier for some since there is no public transit. Fortunately, a smaller population also means there are closer ties among neighboring families, places of worship and community groups. Often, families tend to rely on one another for what they need, including helping with informal child care.

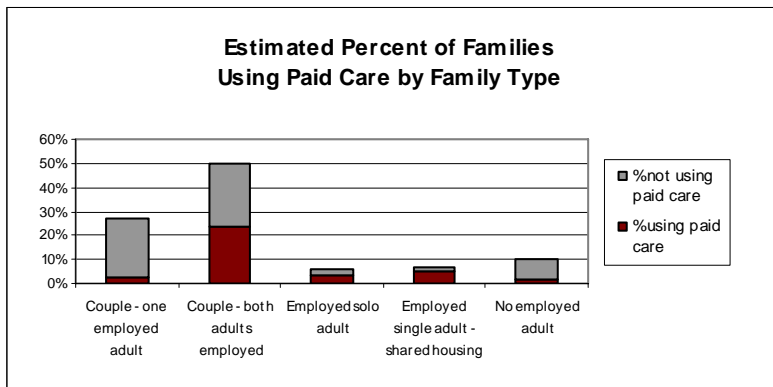
How Many Children Under 13 Live in Wheeler County?¹

In 2004, there were 190 children age 0-12 years:

- 47 children age 0-4 years
- 77 children age 5-9 years
- 66 children age 10-12 years

How Many Families Use Paid Care and How Many Children Under 13 are in Paid Care?²

Use of child care depends on age of children, marital status of parents, and employment status of parents.



- 77% of families with children under 13 are headed by two parents where one or both are employed
- 63% of families with children under 13 have a single employed or two employed parents
- 37% of families with children under 13 have at least one parent who is not in the paid workforce
- 34% of families with children under 13 use paid care
- Families use an average of 23.8 hours of paid care per week

Prepared by Bobbie Weber of the Oregon Child Care Research Partnership, Oregon State University; Becky Vorpagel of Information Architecture, consultant to the Oregon Child Care Resource and Referral Network; and Ben Kujala of the Oregon Child Care Resource and Referral Network.

¹ County data generated by the Center for Population Research and Census at Portland State University.

² Percentages of children by family type and use of paid care from analysis of Oregon Progress Board's Oregon Population Survey, 2004.

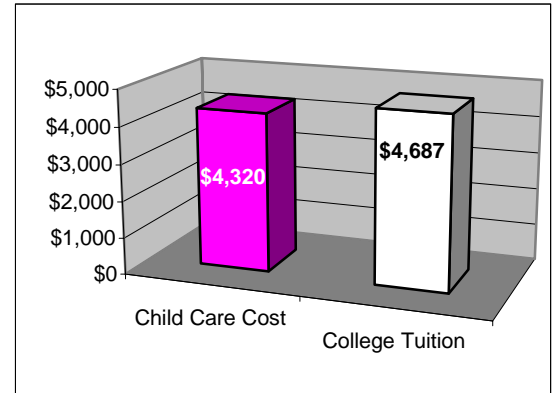
How Much Child Care Do We Have?³

The following community resources exist for Wheeler County families.

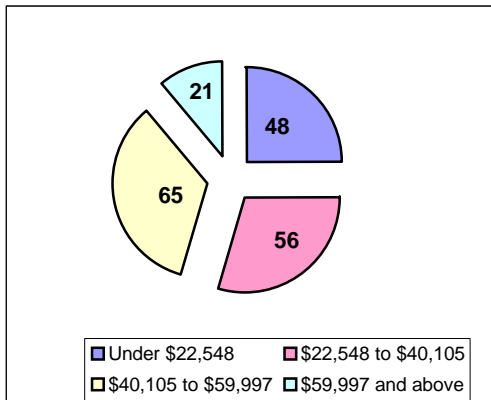
- 24 slots in child care and education centers
- Oregon's goal is to have 25 *visible* slots for every 100 children. Wheeler County has 13 per 100 children.

How Much Does Child Care Cost? Is It Affordable?⁴

- Average annual cost of toddler care in child care centers \$4,320
- Average annual college tuition \$4,687
- Earnings of a minimum wage worker \$14,664
- Care of a toddler as a % of minimum wage 29.4%



Number of Children by Family Income Groupings⁵



Number of Children Whose Families are Getting Help in Paying for Child Care⁶

- 8 children age 3-4 years enrolled in Head Start (all eligible children served)
- 1 children age 0-12 years receiving state assistance with part or all of their child care costs

For Information About Child Care in Wheeler County, Contact:

Family Care Resource & Referral
 PO Box 425, Moro, Oregon 97039 (Mailing)
 300 Dewey St, Moro, OR 97039 (Physical)
 1-877-279-8262
 Fax: (541) 565-3434

³ County data provided by local Child Care Resource and Referral Network (CCR&R) using Child Care Division regulatory and local data. Visible slots refer to care in child care centers and family care homes identified by the local CCR&R.

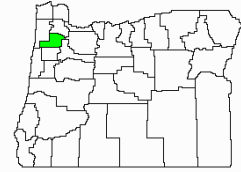
⁴ County-level cost of toddler care provided by local CCR&R. Oregon minimum wage as of January 2004. Average annual tuition for a full-time undergraduate student of Oregon State University, Portland State University, and University of Oregon during the 2003-2004 academic year.

⁵ Using Oregon Population Survey data we divided households with children under 13 into quarters based on household income. Statewide, a quarter of all houses fall into each of these income categories. For counties other than Marion, Multnomah, and Washington, sample size was too small to create a county estimate and estimates represent those of the region in which the county is located. Although statewide a quarter of families fall into each income group, at the regional level the percentage in each income group may be larger or smaller than a quarter.

⁶ Head Start data provided by Head Start Collaboration Project, Oregon Department of Education. Subsidy data provided by Department of Human Services.

Child Care and Education in Yamhill County

In Yamhill County, there is less child care available to the families. In addition, odd hour care beyond the 8:00 a.m. - 5:00 p.m. range is limited. Agricultural employment is abundant in this county; it is in either grass seed or vineyards that most of this work is available.



A Commission Story as told to their Child Care Resource and Referral *"In a survey of low- income Yamhill County families, child care was one of their highest concerns."* – Yamhill County Commission on Children and Families Coordinated Comprehensive Plan

Recruiting child care providers to support the agricultural and rural economy of Yamhill County is challenging. The area's proximity to Portland has resulted in a local workforce of which, nearly 20% commutes to the metro area. Child Care Information Service CCCR&R and partners offer Oregon CARES (Compensation And Retention Equals Stability), with a goal for a stable child care workforce. Scholarships help providers attend training, and those who attain specific levels of professional development receive wage stipends.

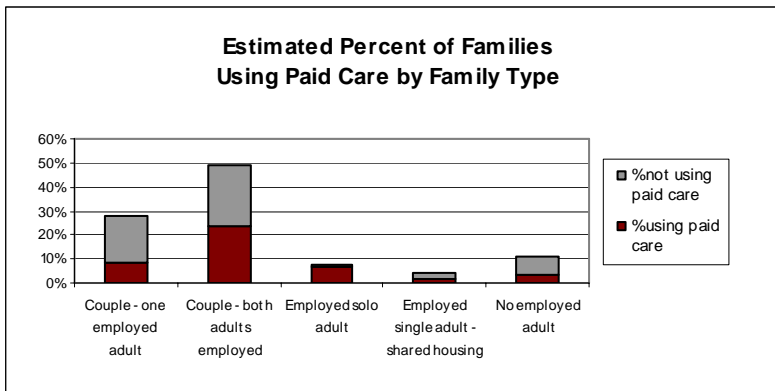
How Many Children Under 13 Live in Yamhill County?¹

In 2004, there were 16,833 children age 0-12 years:

- 5,941 children age 0-4 years
- 6,682 children age 5-9 years
- 4,187 children age 10-12 years

How Many Families Use Paid Care and How Many Children Under 13 are in Paid Care²

Use of child care depends on age of children, marital status of parents, and employment status of parents.



- 77% of families with children under 13 are headed by two parents where one or both are employed
- 61% of families with children under 13 have a single employed or two employed parents
- 39% of families with children under 13 have at least one parent who is not in the paid workforce
- 38% of families with children under 13 use paid care
- Families use an average of 24.2 hours of paid care per week

Prepared by Bobbie Weber of the Oregon Child Care Research Partnership, Oregon State University; Becky Vorpagel of Information Architecture, consultant to the Oregon Child Care Resource and Referral Network; and Ben Kujala of the Oregon Child Care Resource and Referral Network.

¹ County data generated by the Center for Population Research and Census at Portland State University.

² Percentages of children by family type and use of paid care from analysis of Oregon Progress Board's Oregon Population Survey, 2004.

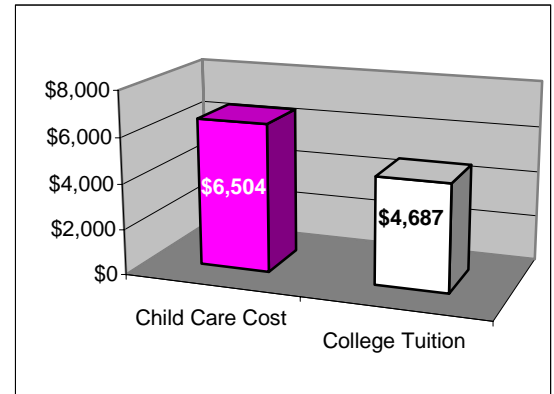
How Much Child Care Do We Have?³

The following community resources exist for Yamhill County families.

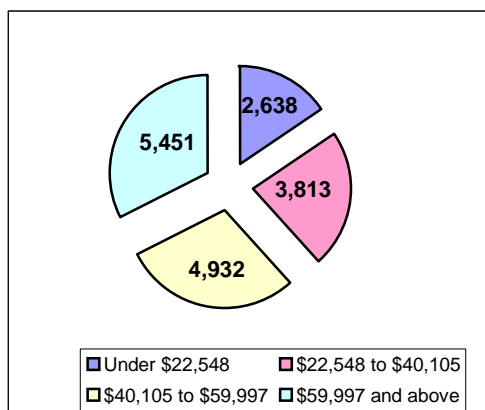
- ❑ 1,382 slots in child care and education centers
- ❑ 835 slots in family child care
- ❑ Oregon's goal is to have 25 *visible* slots for every 100 children. Yamhill County has 13 per 100 children.

How Much Does Child Care Cost? Is It Affordable?⁴

- ❑ Average annual cost of toddler care in child care centers \$6,504
- ❑ Average annual college tuition \$4,687
- ❑ Earnings of a minimum wage worker \$14,664
- ❑ Care of a toddler as a % of minimum wage 44.3%



Number of Children by Family Income Groupings⁵



Number of Children Whose Families are Getting Help in Paying for Child Care⁶

- 193 children age 3-4 years enrolled in Head Start (65% of eligible)
- 463 children age 0-12 years receiving state assistance with part or all of their child care costs

For Information About Child Care in Yamhill County, Contact:

Child Care Information Service
 2475 Center St NE
 Salem, Oregon 97301
 (503) 585-2491 or toll-free 1-800-289-5533
 Fax: (503) 375-7580
 Email: ccis@open.org
 Web site: <http://www.open.org/ccis>

³ County data provided by local Child Care Resource and Referral Network (CCR&R) using Child Care Division regulatory and local data. Visible slots refer to care in child care centers and family care homes identified by the local CCR&R.

⁴ County-level cost of toddler care provided by local CCR&R. Oregon minimum wage as of January 2004. Average annual tuition for a full-time undergraduate student of Oregon State University, Portland State University, and University of Oregon during the 2003-2004 academic year.

⁵ Using Oregon Population Survey data we divided households with children under 13 into quarters based on household income. Statewide, a quarter of all houses fall into each of these income categories. For counties other than Marion, Multnomah, and Washington, sample size was too small to create a county estimate and estimates represent those of the region in which the county is located. Although statewide a quarter of families fall into each income group, at the regional level the percentage in each income group may be larger or smaller than a quarter.

⁶ Head Start data provided by Head Start Collaboration Project, Oregon Department of Education. Subsidy data provided by Department of Human Services.